

GENERAL NOTES


1. THE STRUCTURAL PLANS AND SPECIFICATIONS, TO THE BEST OF OUR KNOWLEDGE, COMPLY WITH THE APPLICABLE REQUIREMENTS OF THE INTERNATIONAL BUILDING CODE 2018 AND THE STATE OF IOWA AMENDMENTS.
2. ALL LOADS ARE DESIGNED FOR RISK CATEGORY II. LOADING CALCULATIONS ARE INCLUDED IN PROJECT REPORT.
 - A. UNBALANCED SNOW LOAD = 47 PSF
 - B. LIVE LOAD, ROOF = 20 PSF
 - C. LIVE LOAD, RESIDENTIAL = 40 PSF
 - D. LIVE LOAD, PORCH = 5 PSF
 - E. DEAD LOAD, UPPER ROOF = 6.3 PSF
 - F. DEAD LOAD, LOWER ROOF = 14 PSF
 - G. DEAD LOAD, BATHROOM = 19 PSF
 - H. DEAD LOAD, HARDWOOD = 14 PSF

IBC 2018 LOAD CALCULATION REQUIREMENTS

1. 1603.1.1 FLOOR LIVE LOAD
 - A. THE UNIFORMLY DISTRIBUTED, CONCENTRATED AND IMPACT FLOOR LIVE LOAD USED IN THE DESIGN SHALL BE INDICATED FOR FLOOR AREAS. USE OF LIVE LOAD REDUCTION IN ACCORDANCE WITH SECTION 1607.11 SHALL BE INDICATED FOR EACH TYPE OF LIVE LOAD USE IN THE DESIGN.
2. 1603.1.2 ROOF LIVE LOAD
 - A. THE ROOF LIVE LOAD USED IN THE DESIGN SHALL BE INDICATED FOR ROOF AREAS (SECTION 1607.13).
3. 1603.1.3 ROOF SNOW LOAD DATA
 - A. THE GROUND SNOW LOAD, PG, SHALL BE INDICATED. IN AREAS WHERE THE GROUND SNOW LOAD, PG, EXCEEDS 10 POUNDS PER SQUARE FOOT (PSF) (0.479 KN/M2), THE FOLLOWING ADDITIONAL INFORMATION SHALL ALSO BE PROVIDED, REGARDLESS OF WHETHER SNOW LOADS GOVERN THE DESIGN OF THE ROOF:
 1. FLAT-ROOF SNOW LOAD, PF = 36 PSF
 2. SNOW EXPOSURE FACTOR, CE = 1
 3. SNOW LOAD IMPORTANCE FACTOR, IS = 1
 4. THERMAL FACTOR, CT = 1.1
 5. SLOPE FACTOR(S), CS = 1
4. 1603.1.4 WIND DESIGN DATA
 - A. THE FOLLOWING INFORMATION RELATED TO WIND LOADS SHALL BE SHOWN, REGARDLESS OF WHETHER WIND LOADS GOVERN THE DESIGN OF THE LATERAL FORCE-RESISTING SYSTEM OF THE STRUCTURE:
 1. BASIC DESIGN WIND SPEED, V, = 108 MPH
 2. RISK CATEGORY = II
 3. WIND EXPOSURE = B
 4. APPLICABLE INTERNAL PRESSURE COEFFICIENT = +/- 0.18
 5. DESIGN WIND PRESSURES TO BE USED FOR EXTERIOR COMPONENT AND CLADDING MATERIALS NOT SPECIFICALLY DESIGNED BY THE REGISTERED DESIGN PROFESSIONAL RESPONSIBLE FOR THE DESIGN OF THE STRUCTURE.

GENERAL SITEWORK NOTES

1. ALL SITE WORK SHALL BE COMPLETED IN COMPLIANCE WITH THE IOWA STATEWIDE URBAN DESIGN AND SPECIFICATIONS MANUAL.
2. LOCATIONS OF THE EXISTING UTILITIES ARE UNKNOWN, CONTRACTOR IS RESPONSIBLE FOR COORDINATION OF UTILITIES.
3. CONTRACTOR SHALL CONTACT IOWA ONE CALL 48 HOURS IN ADVANCE TO EXCAVATION.
4. ALL SITE WORK SHALL BE IN COMPLIANCE WITH ALLAMAKEE COUNTY CODE.
5. THE CONTRACTOR SHALL PLACE SILT FENCE AROUND THE LIMITS OF DISTURBANCE PRIOR TO CONSTRUCTION.
6. THE CONTRACTOR SHALL PLACE REQUIRED TRAFFIC CONTROL DEVICES PRIOR TO CONSTRUCTION IN ACCORDANCE TO THE MANUAL OF UNIFORM TRAFFIC CONTROL DEVICES FOR STREETS AND HIGHWAYS.



① {3D}

PROJECT: CEE-4850
DATE: 4/7/2023
DRAWN BY: SJR ENGINEERING
REVISION:

THE UNIVERSITY OF IOWA
CIVIL AND ENVIRONMENTAL ENGINEERING
4105 SEAMANS CENTER FOR THE
ENGINEERING ARTS AND SCIENCES
103 S CAPITOL ST
IOWA CITY, IOWA 52242
PHONE: 319.335.5647
FAX: 319.335.5660
EMAIL: civil-hawks@iowa.edu

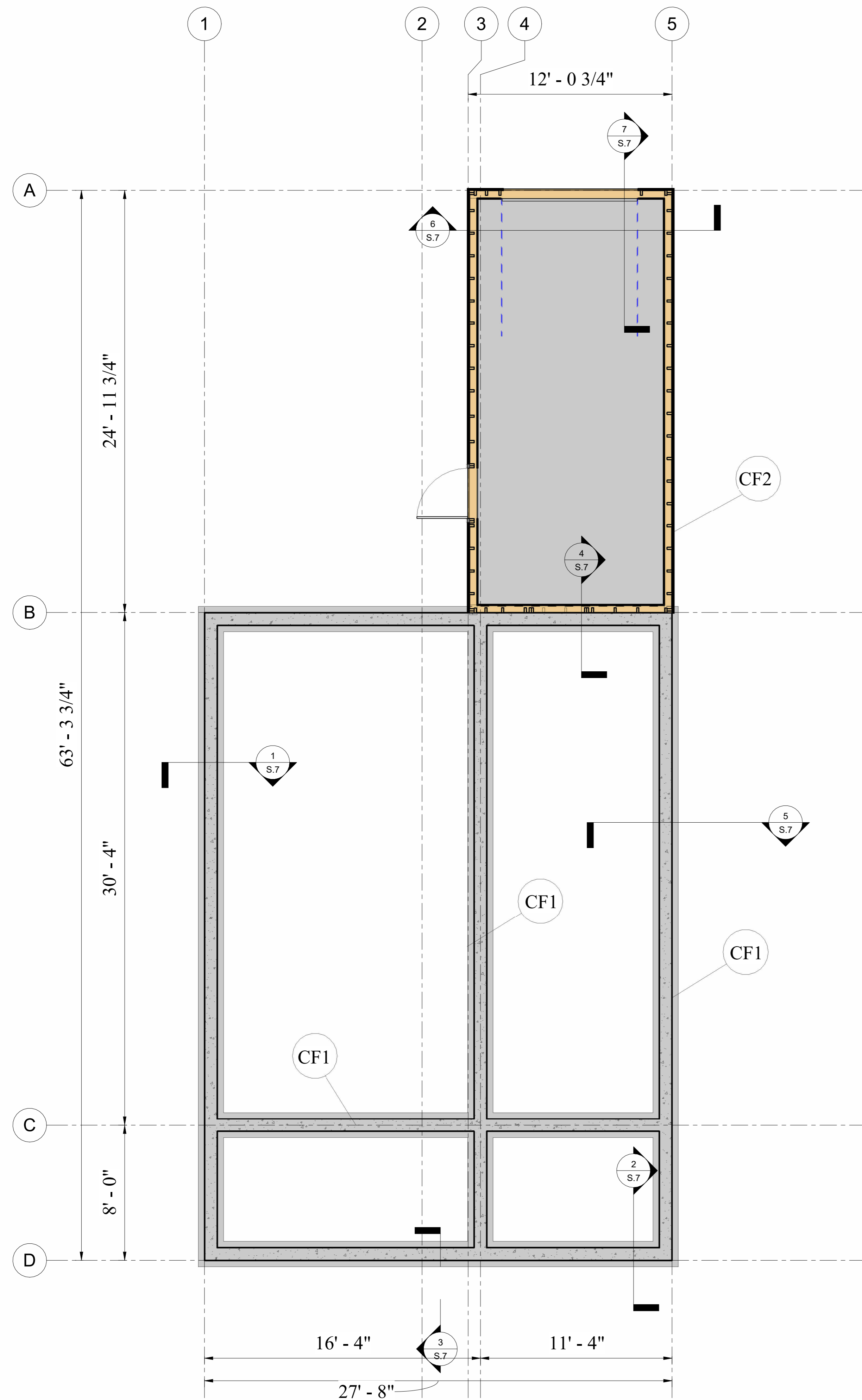
IOWA
CIVIL & ENVIRONMENTAL
ENGINEERING

EDUCATIONAL - NOT
FOR CONSTRUCTION

Clinton Infill
Clinton,
IOWA

SHEET NAME
GENERAL
2- STORY W/ GARAGE

SHEET NO.
S001



① Foundation
1/4" = 1'-0"

FOUNDATION WALL

1. COMPRISED OF CAST-IN-PLACE CONCRETE
2. TOP OF FOUNDATION WALL = 0' - 0"
3. TOP OF SLAB = 0' - 0"
4. FOUNDATION WALL WIDTH = 9"
5. FOUNDATION WALL EXTENDS FROM BOTTOM OF SLAB TO TOP OF CONTINUOUS FOOTING
6. NO FOUNDATION WORK BELOW GRADE REQUIRED FOR GARAGE

CONTINUOUS FOOTING

1. COMPRISED OF CAST-IN-PLACE CONCRETE
2. FOUNDATION WALL EXTENDS FROM BOTTOM OF SLAB TO TOP OF CONTINUOUS FOOTING
3. CF1 = TOP OF CONTINUOUS FOOTING = 4' - 8" BELOW GRADE
4. CF1 = CONTINUOUS FOOTING SPANS UNDER EACH FOUNDATION WALL
5. CF1 = FOOTING WIDTH = 18" RESTING O.C. BENEATH FOUNDATION WALL
6. CF1 = FOOTING DEPTH = 6" THICK
7. CF2 = GARAGE SITS ON 4" CONCRETE SLAB AT GRADE

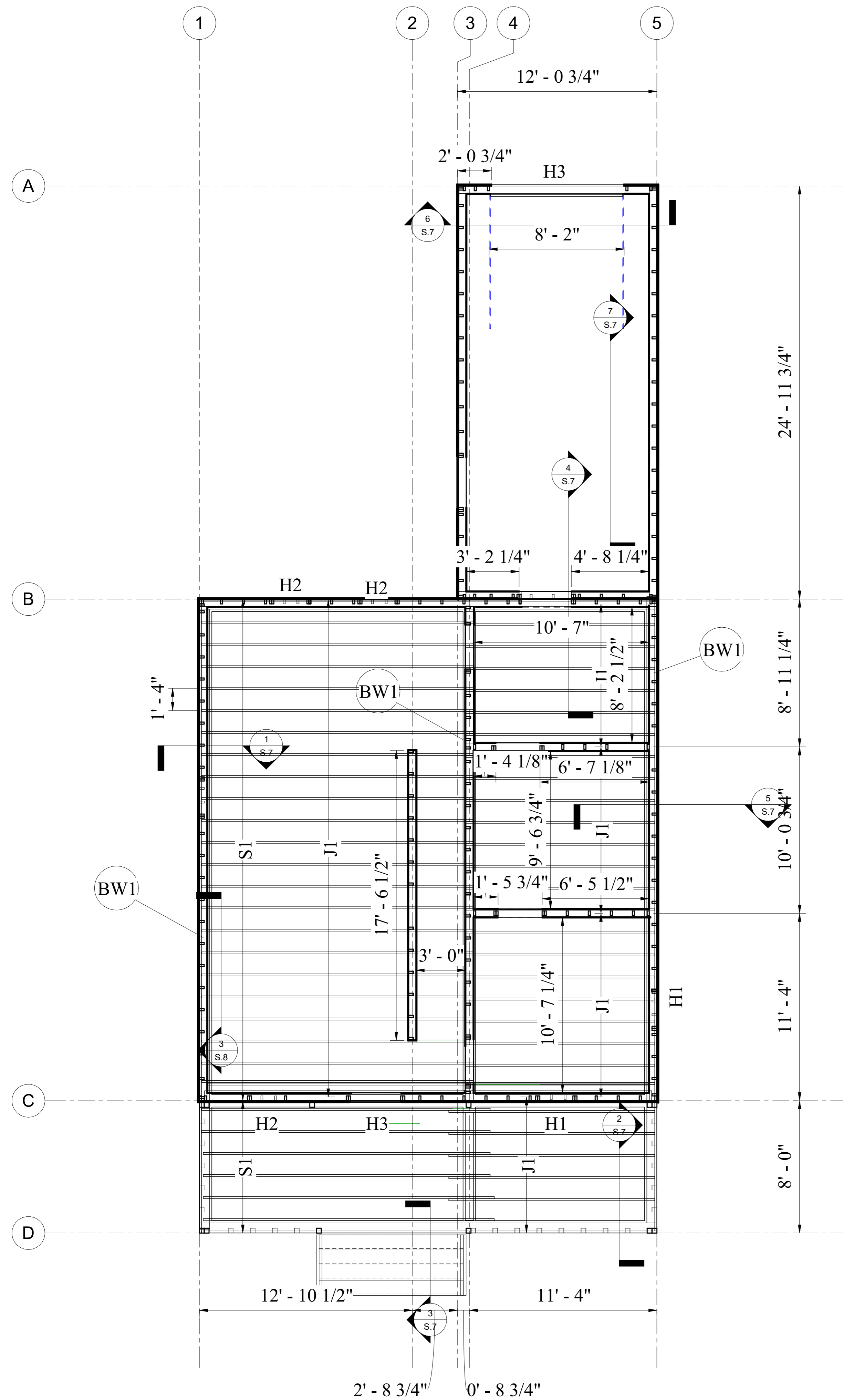
Continuous Footing Schedule		
Mark	Width	Thickness
CF1	1' - 6"	6"
CF2	12' x 25'	4" Slab

EDUCATIONAL - NOT FOR CONSTRUCTION

Clinton Infill
 Clinton,
 IOWA

SHEET NAME
 STRUCTURAL
 FOUNDATION FLOOR

SHEET NO.
S101



1 Floor 1
1/4" = 1'-0"

JOIST FRAMING

- J1 = 2" X 8" DIMENSIONAL LUMBER @ 16" O.C.

HEADERS

- H1 = 2" X 6" - WINDOW
- H2 = 2" X 6" - WINDOW
- H3 = 2" X 6" - DOOR

WOOD FLOORING

- S1 = 3/4" OSB SHEATHING ON FIRST LEVEL FLOORING AND PORCH

FRAMING

- BW1 = BEARING WALL (SECTION S302-3)
- WALL THICKNESS = 6"
- S1 WALL STUDS = 2" x 4" @ 16" O.C. UNLESS NOTED OTHERWISE
- 7" STAIRS @ 9'-0 3/4" WIDTH TO PORCH AT ELEVATION OF 2' 4"
- S2 STUDS = 4" X 4" @ 16" O.C. WITH HEIGHT OF 4' 6"
- S2 STUDS ON PORCH CORNERS WITH 2 CONNECTED, EXTENDING TO ROOF
- PORCH RAILING IS 4" X 4" DIMENSIONAL LUMBER

Framing Schedule		
Family	Structural Material	Type
Dimensional Lumber	Southern Pine No. 2	2x8 - Sill Plate
Dimensional Lumber	Southern Pine No. 2	2x8 - Rim Joist
Dimensional Lumber	Southern Pine No. 2	6x2 - Top Wall Plate
Dimensional Lumber	Southern Pine No. 2	2x8 - Beam
Dimensional Lumber	Southern Pine No. 2	2x8 - Joist @ 16" O.C.
Dimensional Lumber	Southern Pine No. 2	2x6 - Header
Dimensional Lumber	Southern Pine No. 2	4x4 - Beam, Porch
Dimensional Lumber	Southern Pine No. 2	2x4 - Wall Stud
Dimensional Lumber	Southern Pine No. 2	2x8 - Ledger
Dimensional Lumber	Southern Pine No. 2	2x4 - Window Sill Plate

PROJECT: CEE-4850
DATE: 4/7/2023
DRAWN BY: SJR ENGINEERING
REVISION:

THE UNIVERSITY OF IOWA
CIVIL AND ENVIRONMENTAL ENGINEERING
4105 SEAMANS CENTER FOR THE
ENGINEERING ARTS AND SCIENCES
103 S CAPITOL ST
IOWA CITY, IOWA 52242
PHONE: 319.335.5647
FAX: 319.335.5660
EMAIL: civil-hawks@iowa.edu



EDUCATIONAL - NOT FOR CONSTRUCTION

Clinton Infill

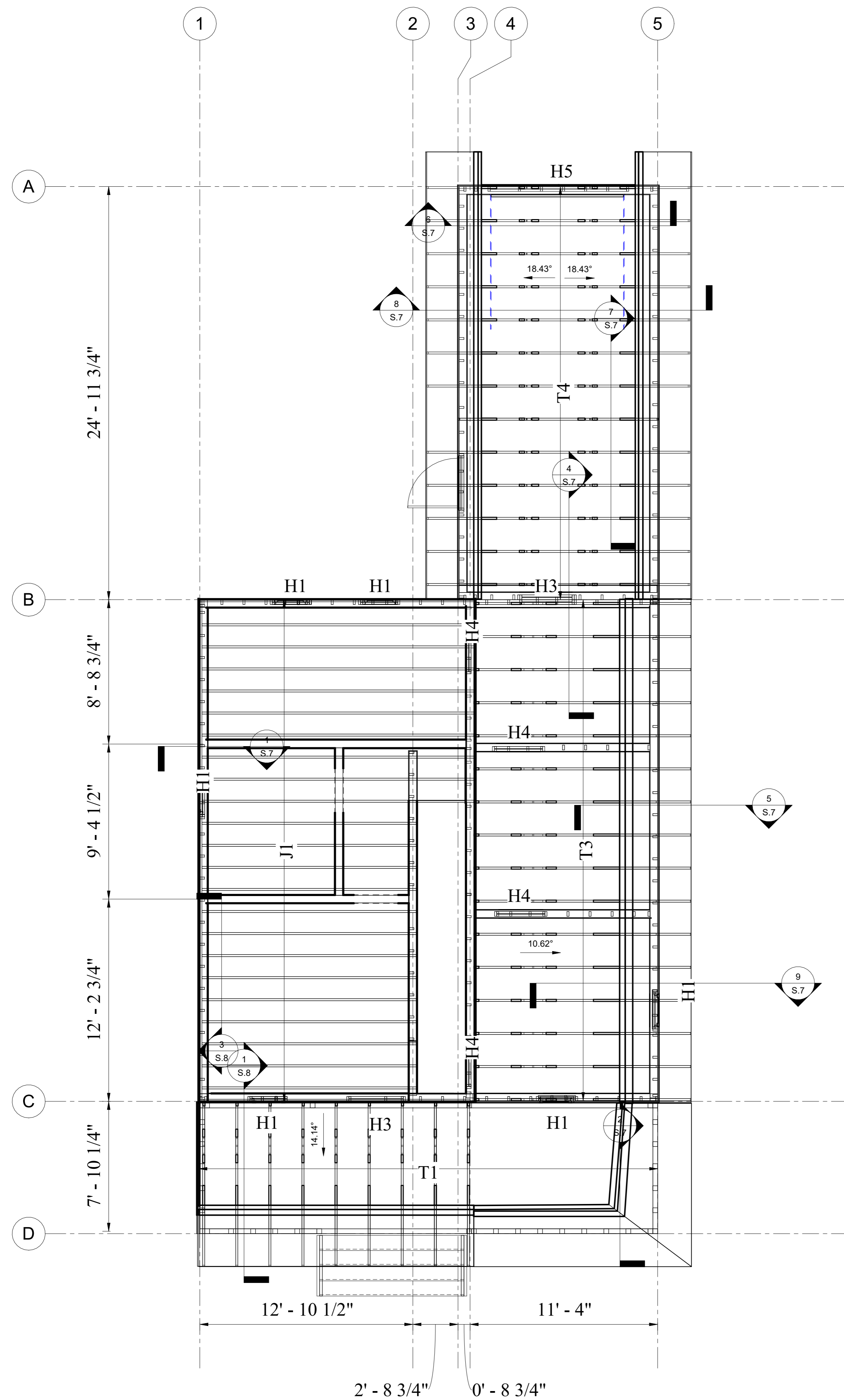
Clinton, IOWA

SHEET NAME

STRUCTURAL LEVEL 1 FLOOR

SHEET NO.

S102



1 Floor 2
1/4" = 1'-0"

JOIST FRAMING

1. J1 = 2" X 8" DIMENSIONAL LUMBER @ 16" O.C.

HEADERS

1. H1 = 2" X 6" - WINDOW
2. H2 = 2" X 6" - WINDOW
3. H3 = 2" X 6" - DOOR
4. H4 = 2" X 6" - DOOR
5. H5 = 2" X 6" - WINDOW

WOOD FLOORING

1. 3/4" OSB SHEATHING

FRAMING

1. WALL THICKNESS = 6"
2. WALL STUDS @ 16" O.C. UNLESS NOTED OTHERWISE
3. LOWER ROOF EXTENDS FROM A2-A3 TO C2-C3 AND B1-B2 TO C1-C2

LOWER ROOF

1. LOWER ROOF EXTENDS FROM A2-A3 TO C2-C3 AND B1-B2 TO C1-C2
2. BOTTOM OF ROOF BEGINS ON 2ND FLOOR, SPANNING 2' - 8" VERTICALLY
3. FT2 = SIDE ROOF TRUSS (S301-9)
4. FT3 = PORCH ROOF TRUSS (S302-1)
5. LOWER ROOF TRUSSES SPACED 2'
6. ROOF EXTENDS 2' HORIZONTALLY PAST WALL FRAME

GARAGE ROOF

1. GABLE ROOF DIVIDED MID-WAY
2. T4 = GARAGE ROOF TRUSS (S301-8)
3. TOTAL CHANGE IN HEIGHT = 2' - 8" OVER SPAN
4. ROOF EXTENDS 2' HORIZONTALLY PAST WALL FRAME

Truss Schedule		
Keynote	Type	Family
T1	Porch	Porch
T2	Main Roof	Simple Fink - 4/12 Slope
T3	Side Roof	Simple Fink - 4/12 Slope
T4	Garage	Simple Fink - 4/12 Slope

PROJECT: CEE-4850
DATE: 4/7/2023
DRAWN BY: SJR ENGINEERING
REVISION:

THE UNIVERSITY OF IOWA
CIVIL AND ENVIRONMENTAL ENGINEERING
4105 SEAMANS CENTER FOR THE ENGINEERING ARTS AND SCIENCES
103 S CAPITOL ST
IOWA CITY, IOWA 52242
PHONE: 319.335.5647
FAX: 319.335.5660
EMAIL: civil-hawks@iowa.edu



EDUCATIONAL - NOT FOR CONSTRUCTION

Clinton Infill
Clinton, IOWA

SHEET NAME
STRUCTURAL
LEVEL 2 FLOOR

SHEET NO.
S103

EDUCATIONAL - NOT FOR CONSTRUCTION

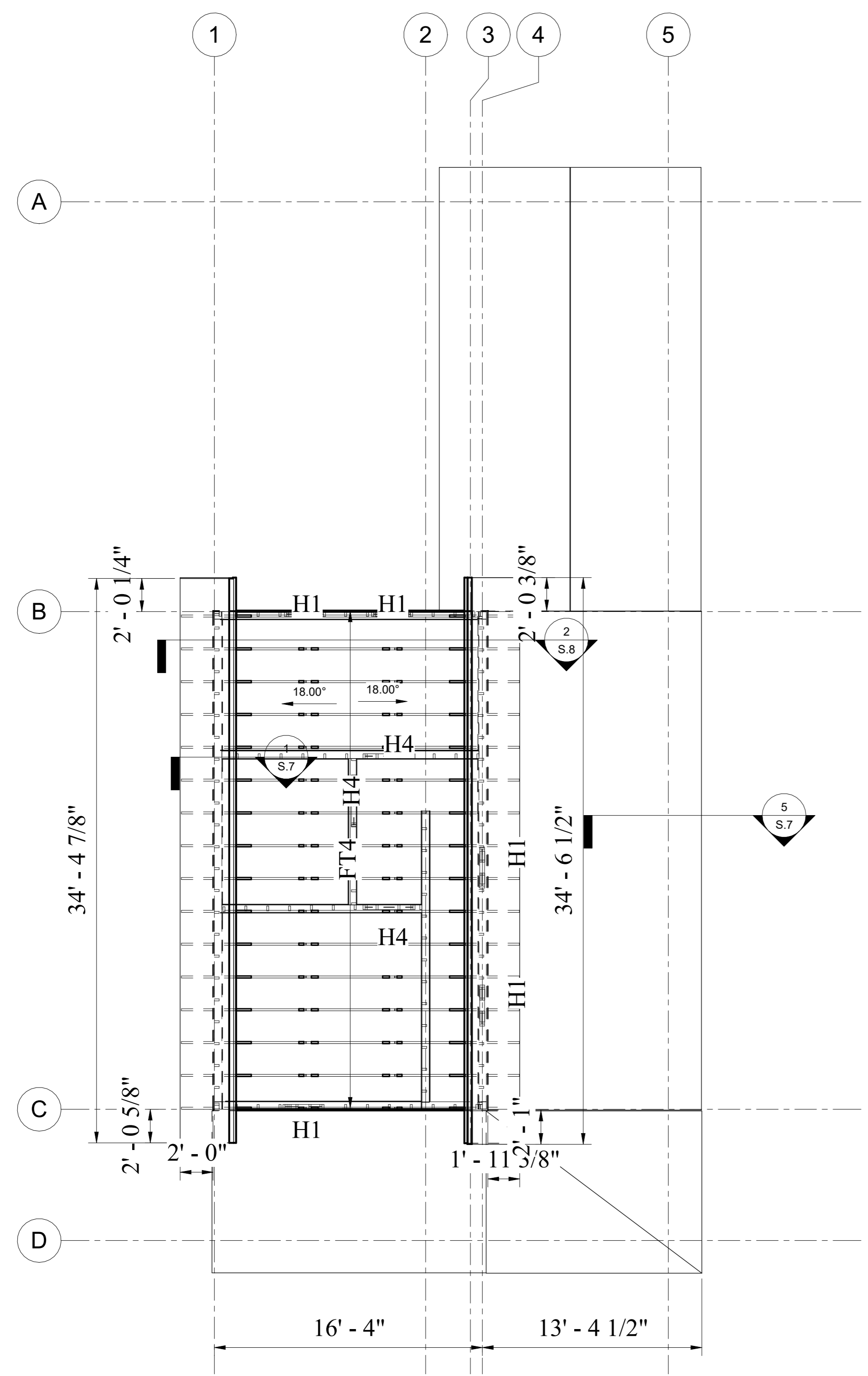
Clinton Infill
 Clinton,
 IOWA

SHEET NAME
 STRUCTURAL
 UPPER ROOF

SHEET NO.
S104

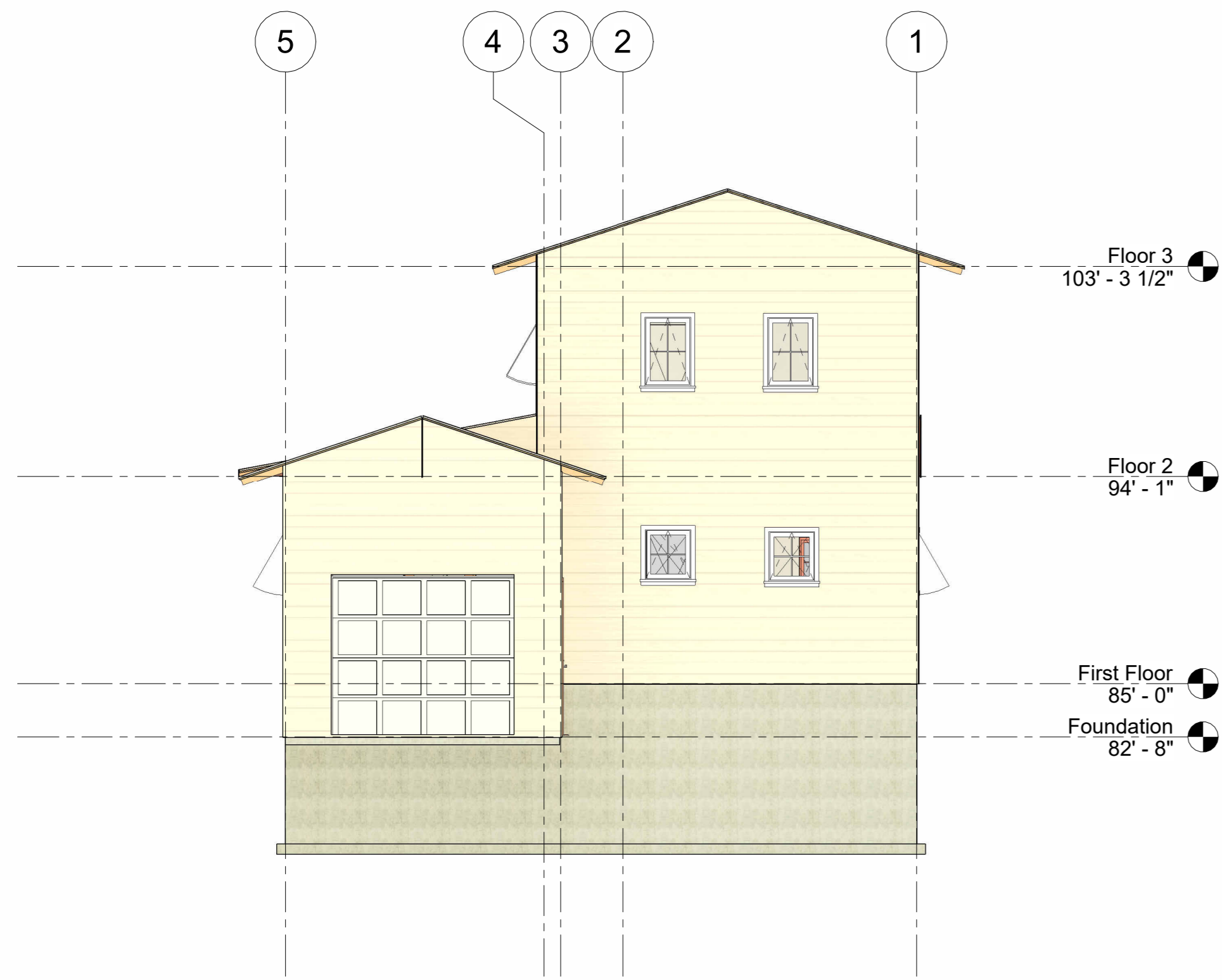
ROOF FRAMING

1. UPPER ROOF CONTAINED IN A1-A2 TO B1-B2, REST IS LOWER ROOF
2. P1 = 6" x 2" WALL PLATE
3. T2 = STANDARD SIMPLE FINK OR W TRUSS, SPACED 2' O.C.
4. ROOF TRUSS SLOPE DOWN AT 18% FROM CENTER WALL PLATE, EXTENDING 2' PAST EXTERIOR WALL HORIZONTALLY
5. ROOF TRUSS SPACING = 2'

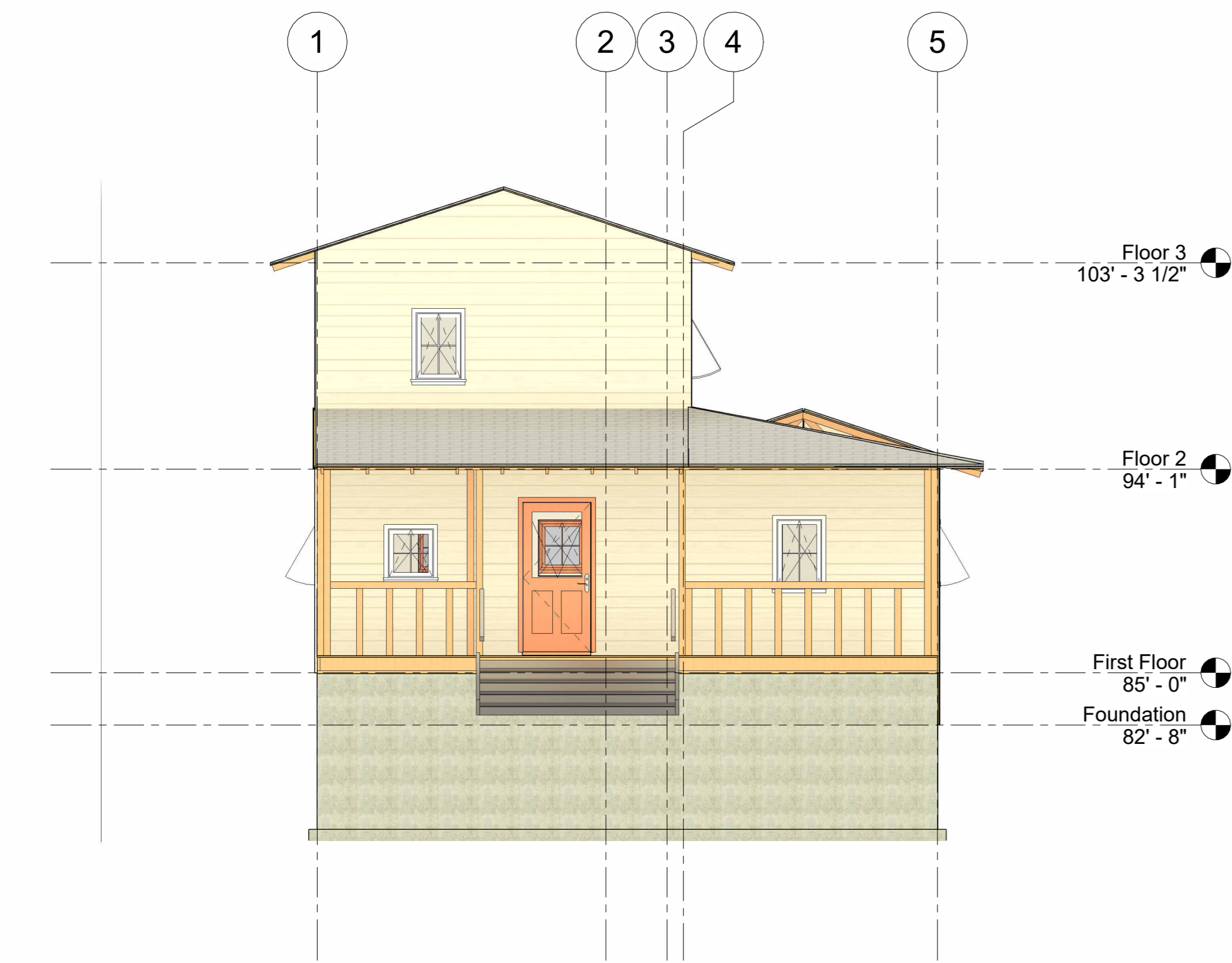


1 Floor 3
 3/16" = 1'-0"

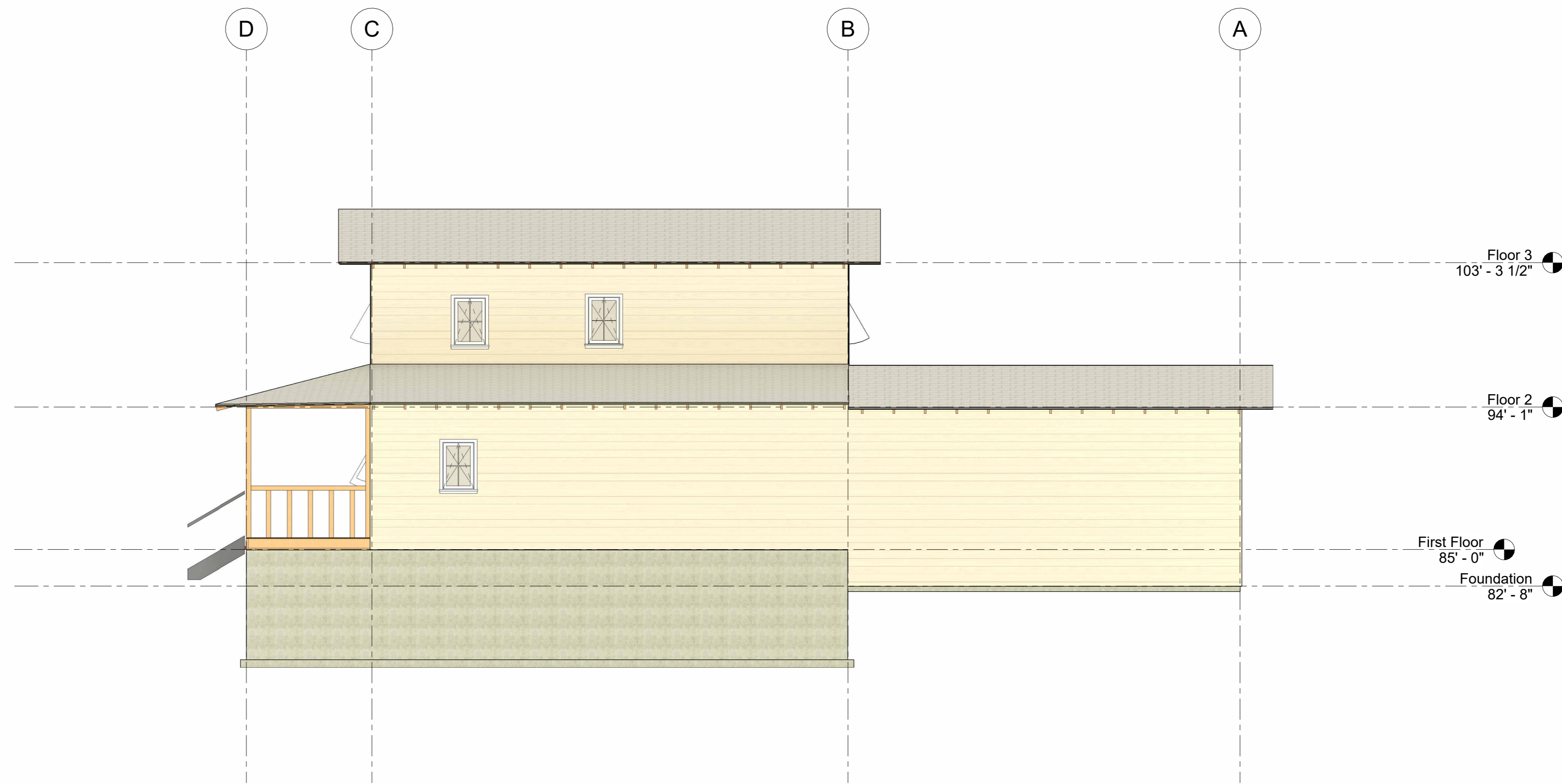
Truss Schedule		
Keynote	Type	Family
T1	Porch	Porch
T2	Main Roof	Simple Fink - 4/12 Slope
T3	Side Roof	Simple Fink - 4/12 Slope
T4	Garage	Simple Fink - 4/12 Slope



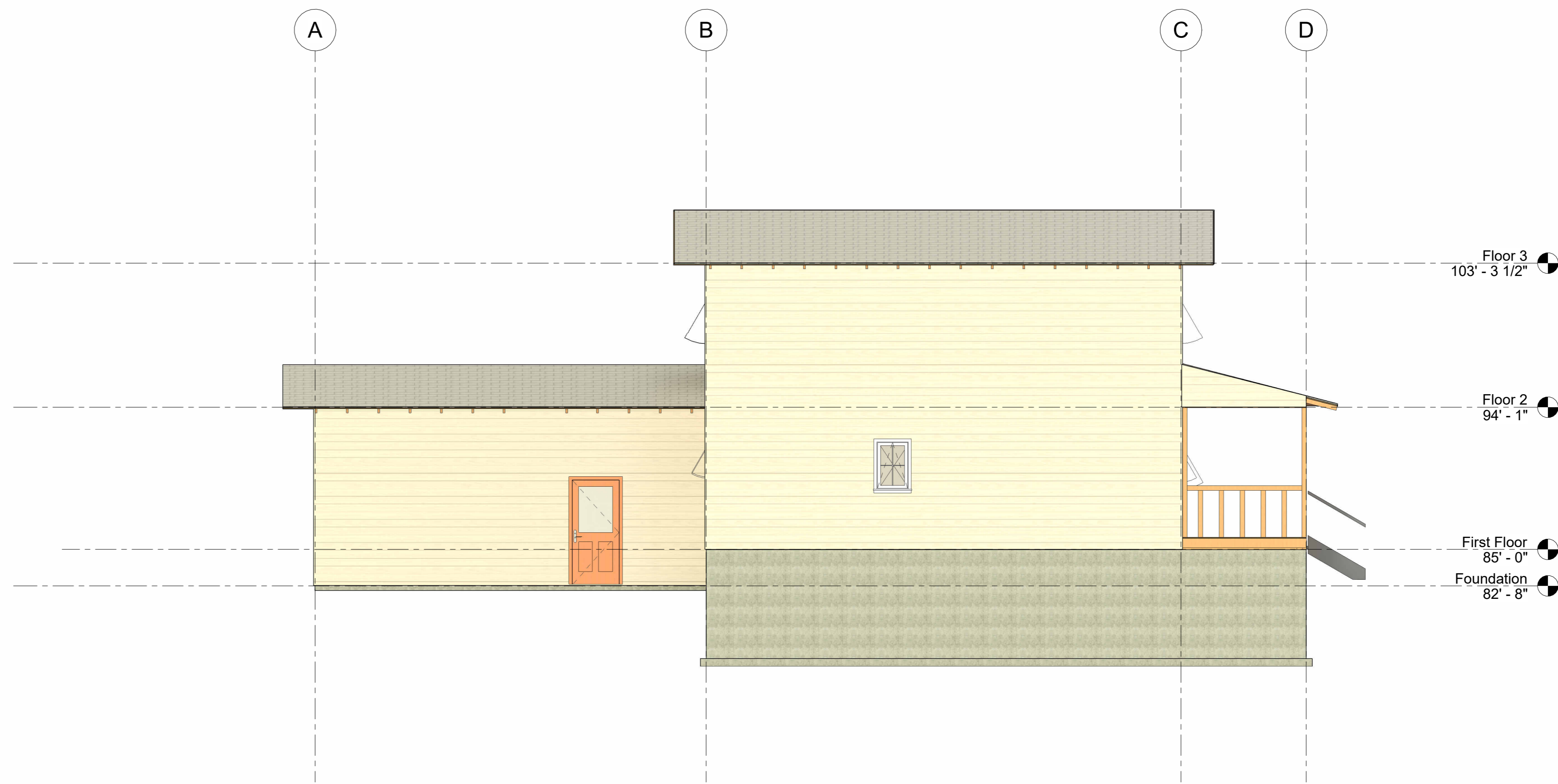
1 North
3/16" = 1'-0"



3 South
3/16" = 1'-0"



2 East
3/16" = 1'-0"



4 West
3/16" = 1'-0"

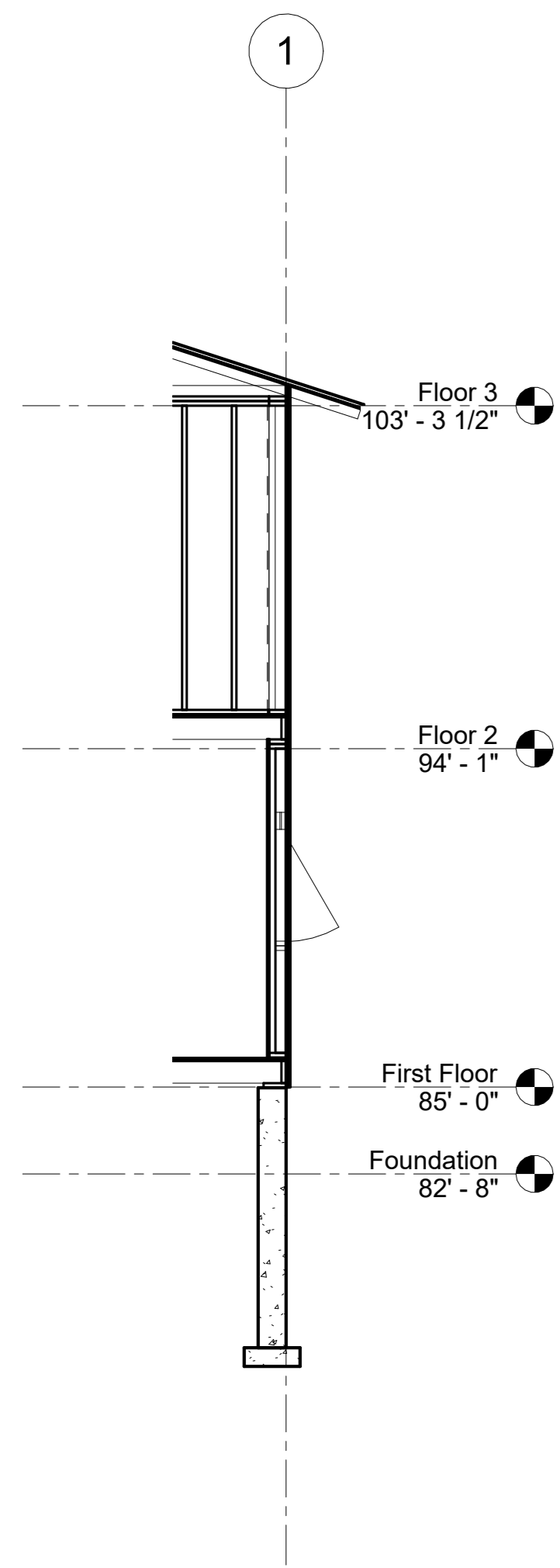
PROJECT: CEE-4850
DATE: 4/7/2023
DRAWN BY: SJR ENGINEERING
REVISION:

THE UNIVERSITY OF IOWA
CIVIL AND ENVIRONMENTAL ENGINEERING
4105 SEAMANS CENTER FOR THE
ENGINEERING ARTS AND SCIENCES
103 S CAPITOL ST
IOWA CITY, IOWA 52242
PHONE: 319.335.5647
FAX: 319.335.5660
EMAIL: civil-hawks@iowa.edu

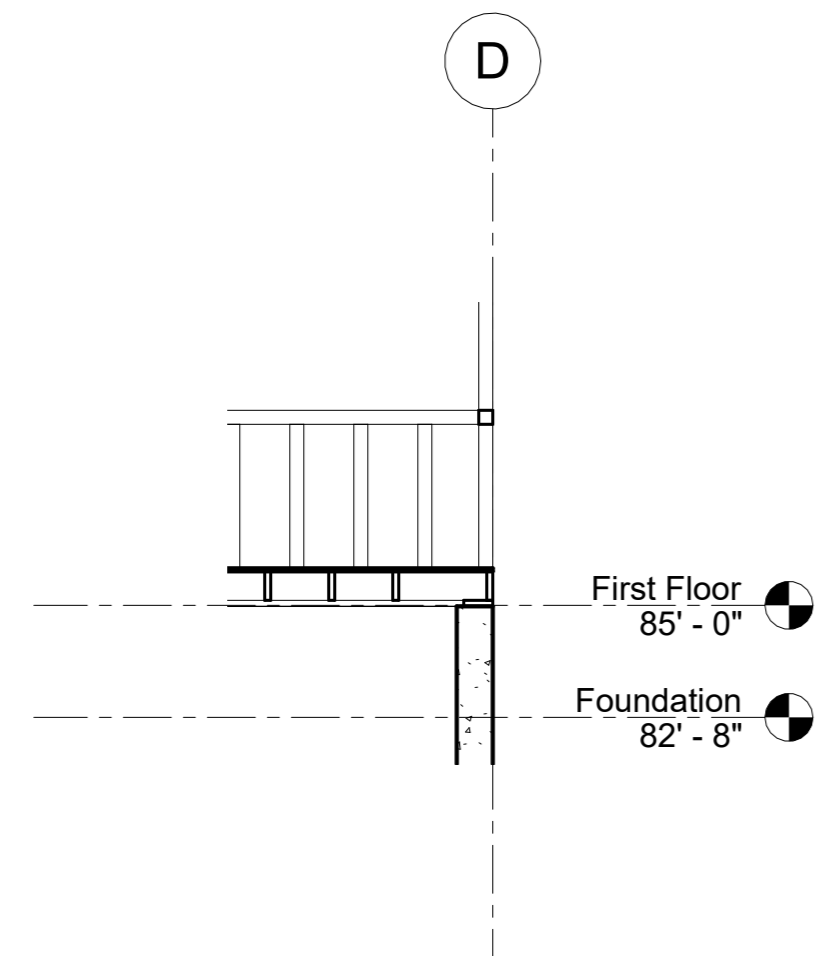
EDUCATIONAL - NOT
FOR CONSTRUCTION

Clinton Infill
Clinton,
IOWA

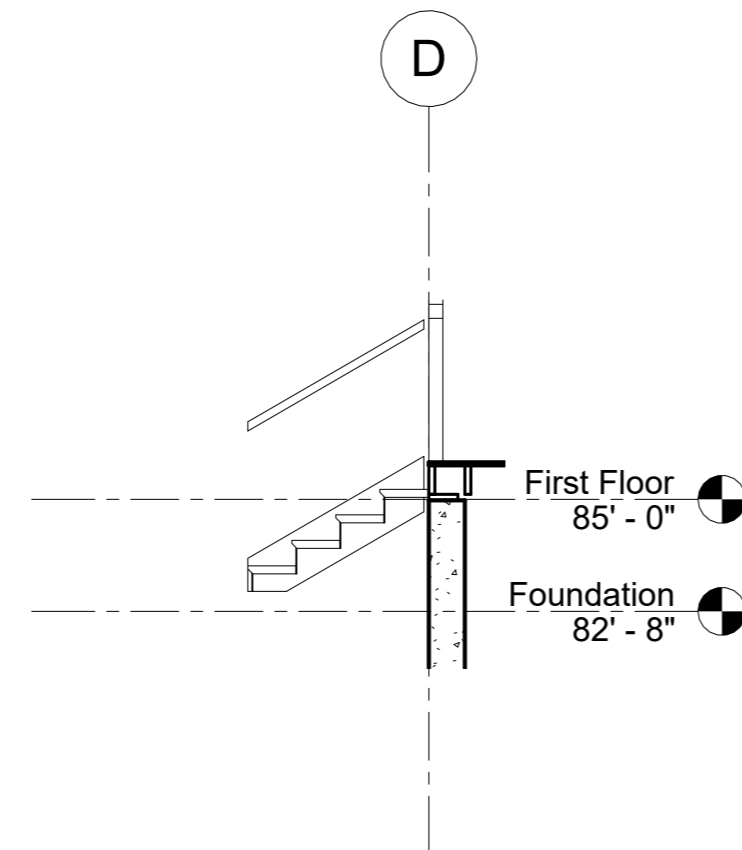
SHEET NAME
ELEVATION
VIEWS
SHEET NO.
S201



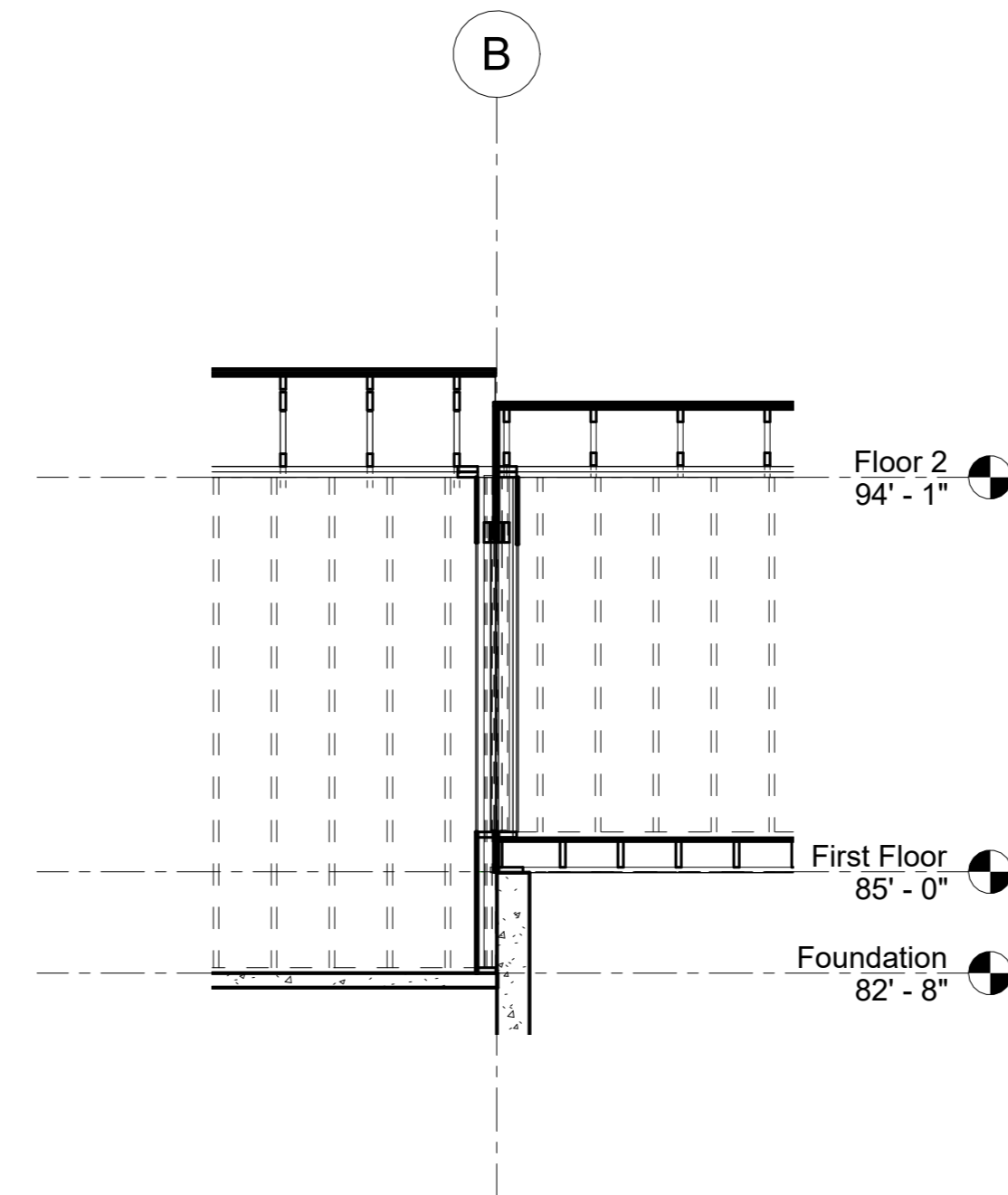
1 Exterior Wall
1/4" = 1'-0"



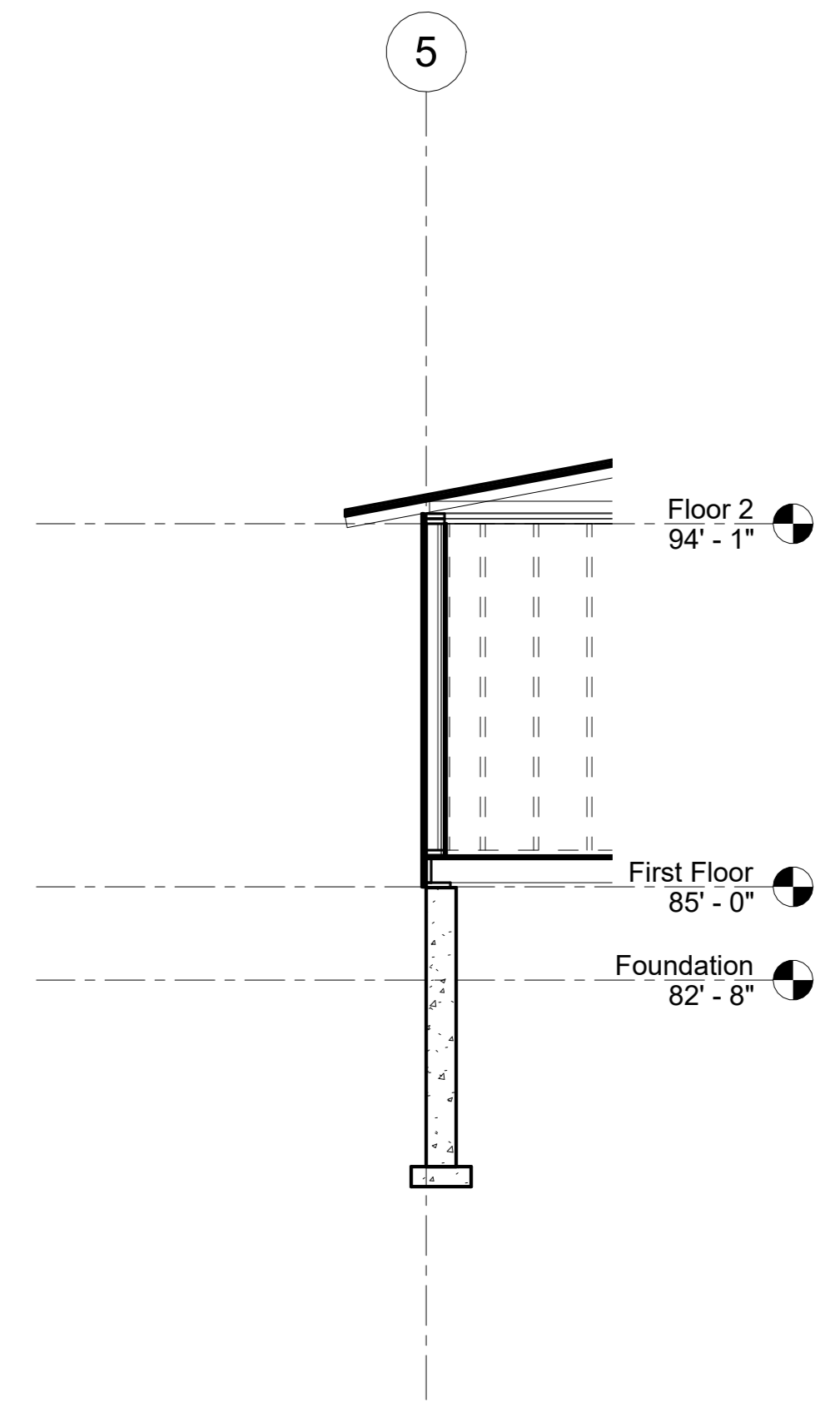
2 Porch Railing
1/4" = 1'-0"



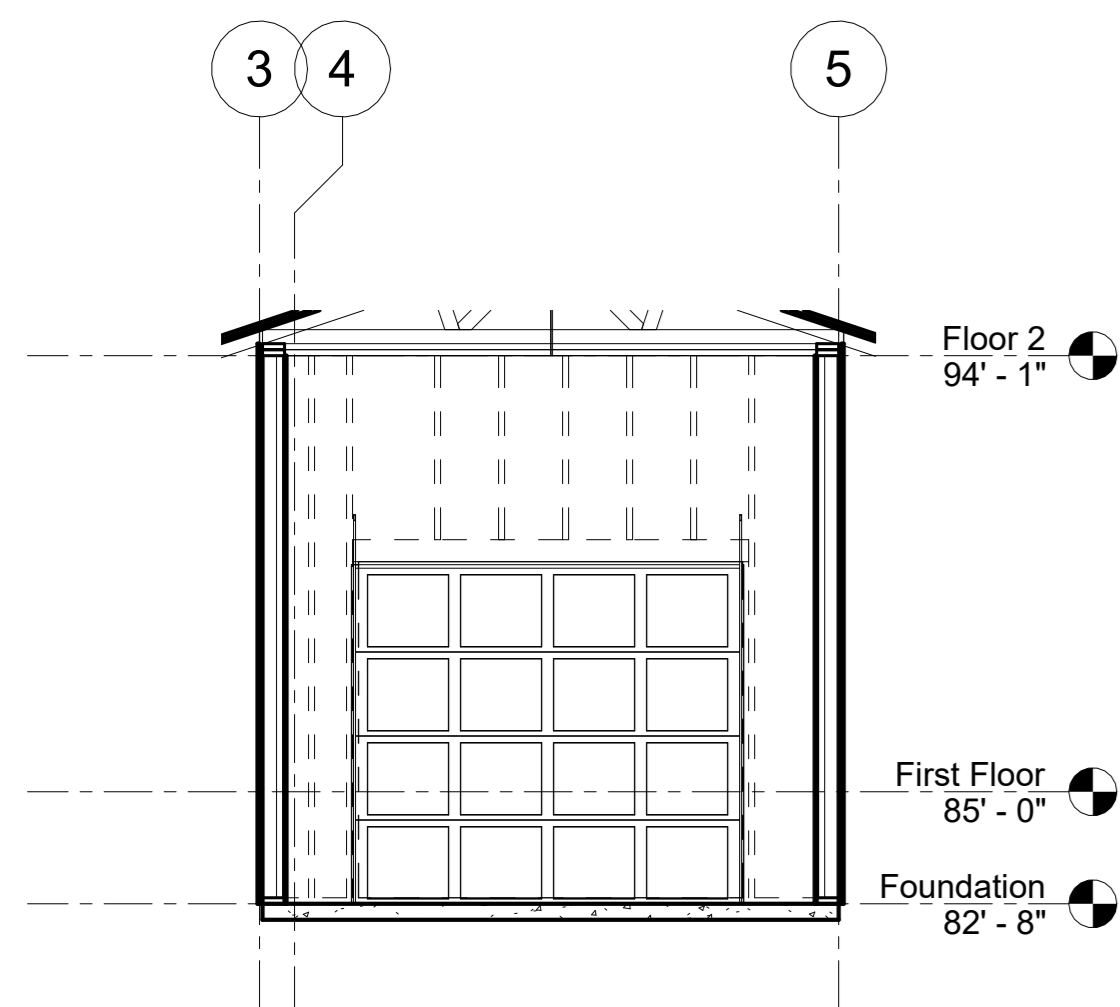
3 Porch Stairs
1/4" = 1'-0"



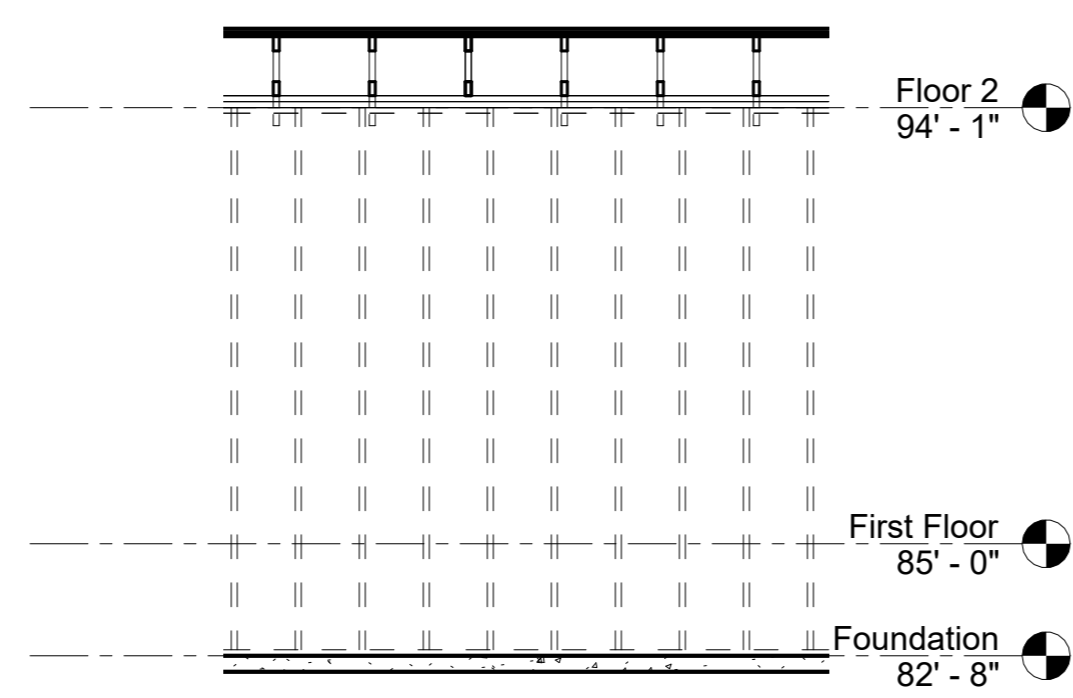
4 Wall Studs and Roof Truss
1/4" = 1'-0"



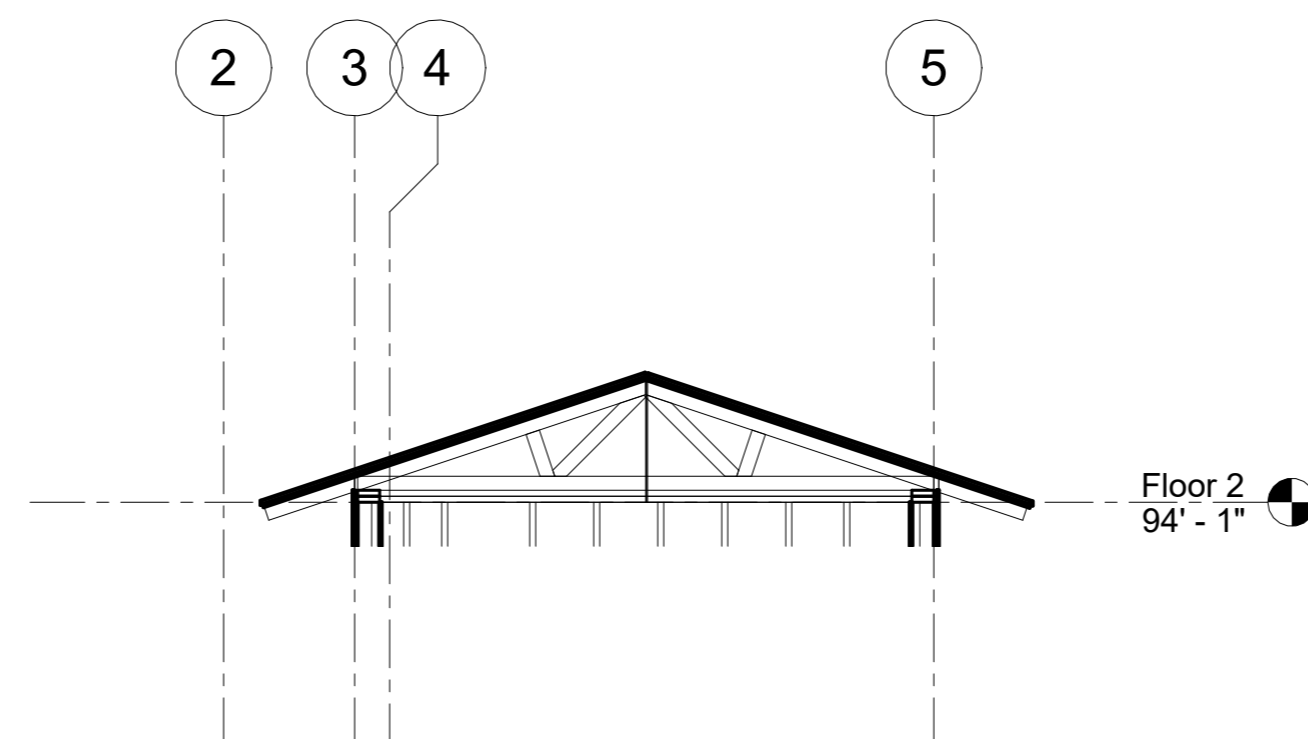
5 Wall Studs with Sloped Roof
1/4" = 1'-0"



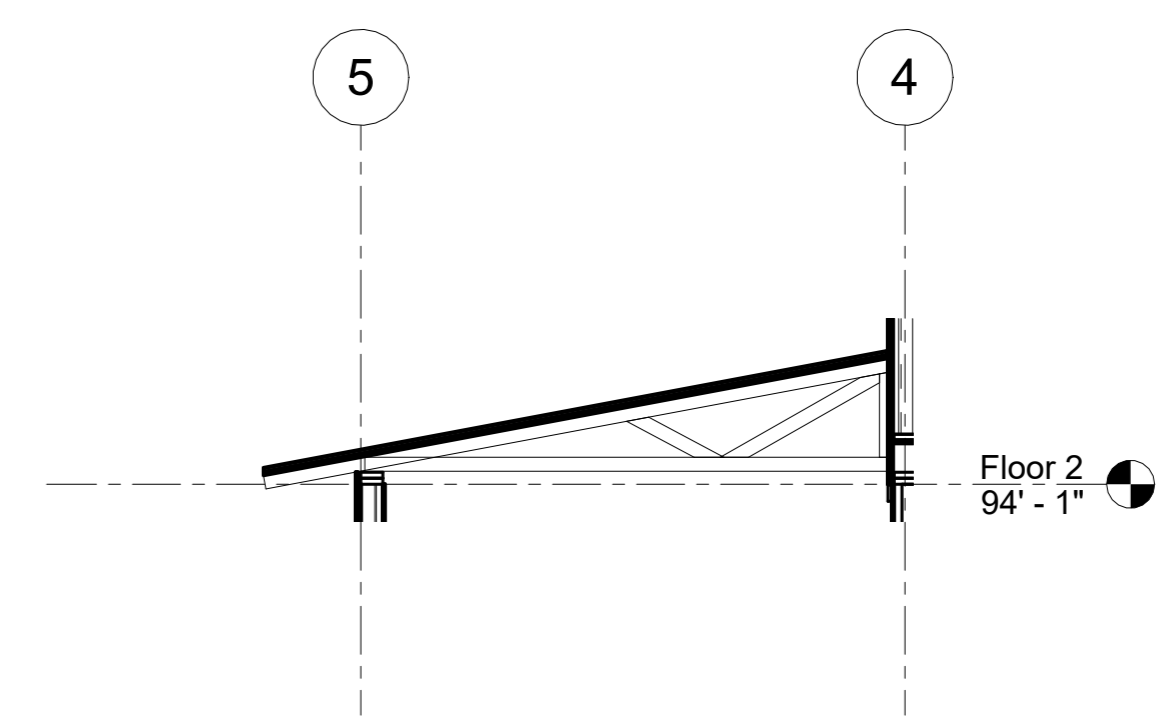
6 Garage Door
1/4" = 1'-0"



7 Garage Wall Framing
1/4" = 1'-0"



8 Garage Roof Truss
1/4" = 1'-0"



9 Side Roof Truss
1/4" = 1'-0"

PROJECT:	CEE-4850
DATE:	4/7/2023
DRAWN BY:	SJR ENGINEERING
REVISION:	

THE UNIVERSITY OF IOWA
4105 SEAMANS CENTER FOR THE
ENGINEERING ARTS AND SCIENCES
103 S CAPITOL ST
IOWA CITY, IOWA 52242
PHONE: 319.335.5647
FAX: 319.335.5660
EMAIL: civil-hawks@iowa.edu



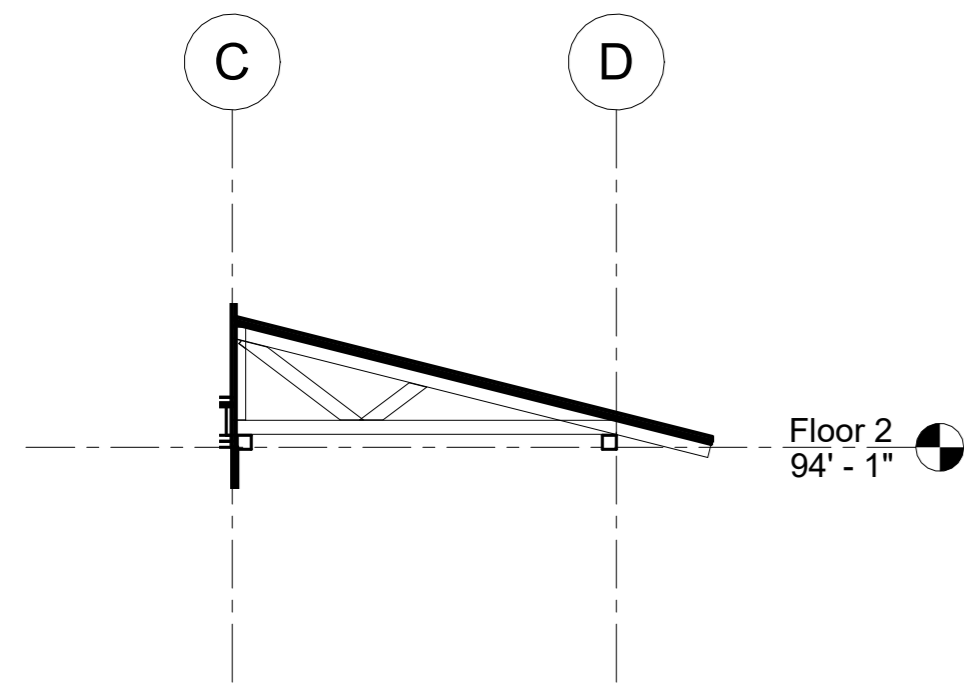
EDUCATIONAL - NOT FOR CONSTRUCTION

Clinton Infill

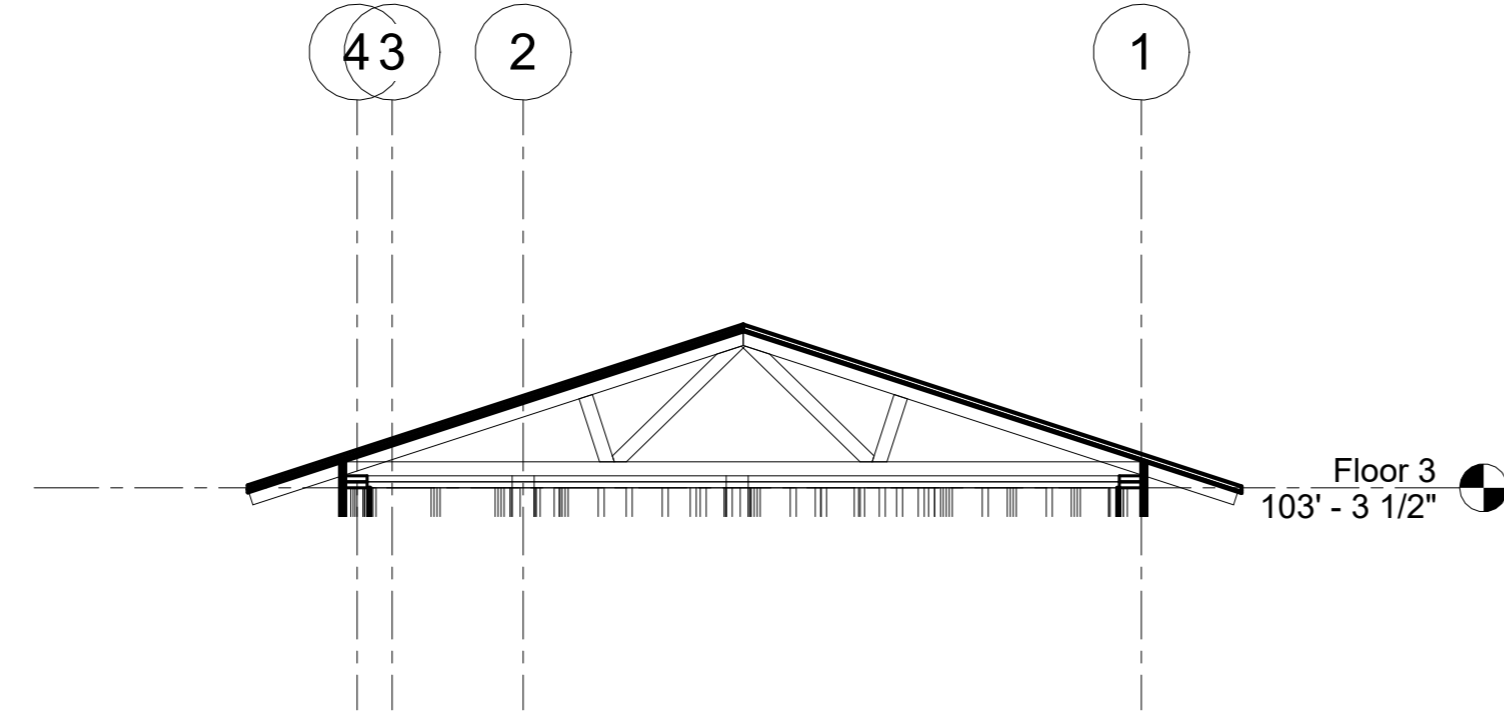
Clinton, IOWA

SHEET NAME
SECTIONS

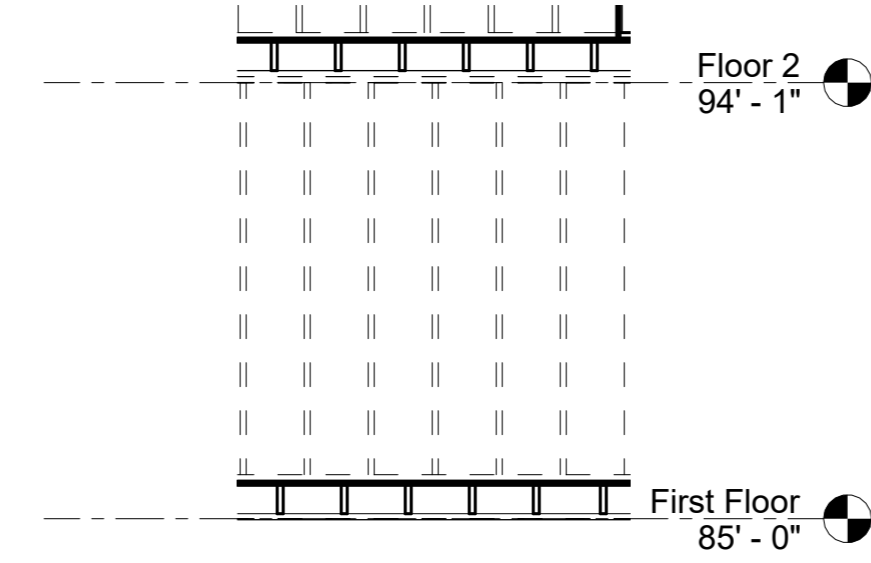
SHEET NO.
S301



① Porch Roof Truss
1/4" = 1'-0"



② Upper Roof Truss
1/4" = 1'-0"



③ Bearing Wall
1/4" = 1'-0"

PROJECT:	CEE-4850
DATE:	4/7/2023
DRAWN BY:	SJR ENGINEERING
REVISION:	

THE UNIVERSITY OF IOWA
 CIVIL AND ENVIRONMENTAL ENGINEERING
 4105 SEAMANS CENTER FOR THE
 ENGINEERING ARTS AND SCIENCES
 103 S CAPITOL ST
 IOWA CITY, IOWA 52242
 PHONE: 319.335.5647
 FAX: 319.335.5660
 EMAIL: civil-hawks@iowa.edu

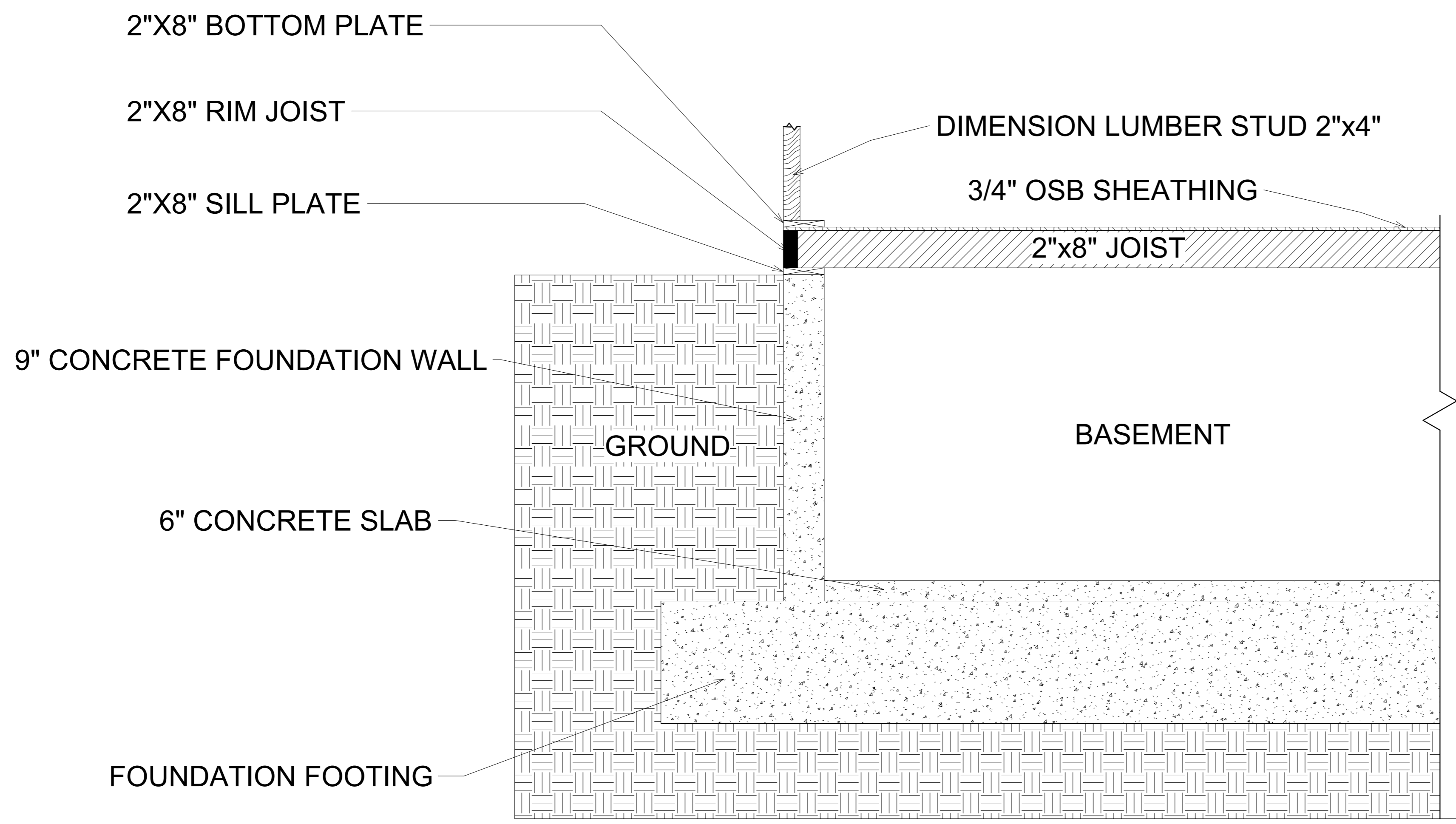


EDUCATIONAL - NOT
FOR CONSTRUCTION

Clinton Infill
 Clinton,
 IOWA

SHEET NAME
 STRUCTURAL
 SHEETS

SHEET NO.
S302



① East
1/2" = 1'-0"

PROJECT:	CITY INFILL
DATE :	3/6/2023
DRAWN BY:	SJR ENG.
REVISION:	

THE UNIVERSITY OF IOWA
CIVIL AND ENVIRONMENTAL ENGINEERING
 4105 SEAMANS CENTER FOR THE
 ENGINEERING ARTS AND SCIENCES
 103 S CAPITOL ST
 IOWA CITY, IOWA 52242
 PHONE: 319.335.5647
 FAX: 319.335.5660
 EMAIL: civil-hawks@uiowa.edu

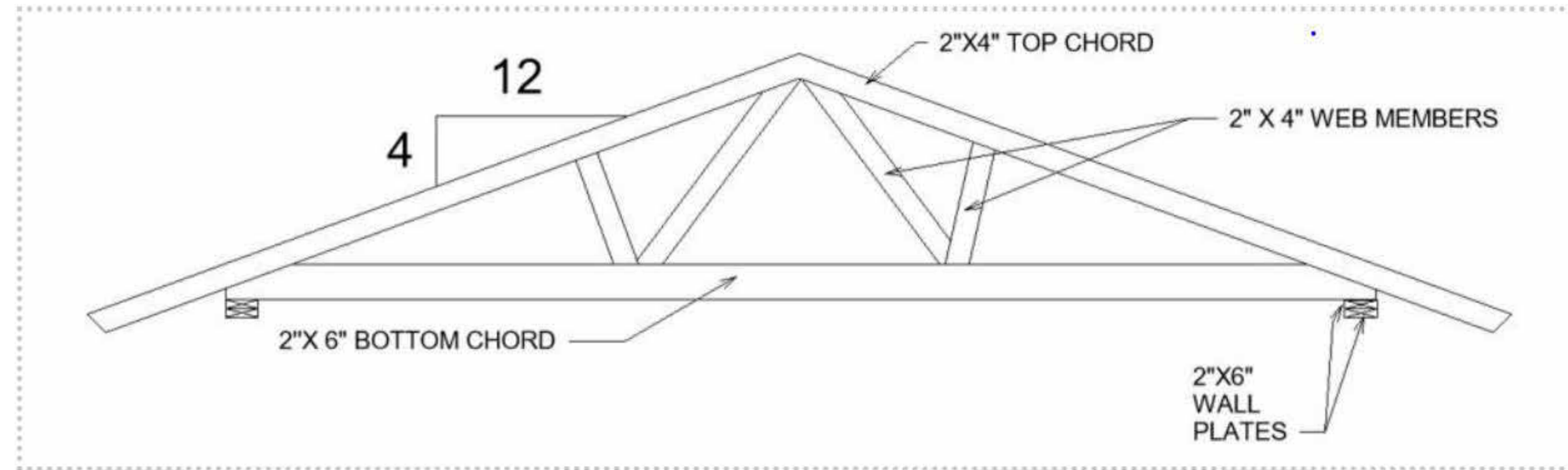


EDUCATIONAL - NOT FOR CONSTRUCTION

CITY INFILL PROJECT
 CITY OF CLINTON
 IOWA

SHEET NAME
 FOUNDATION
 SECTION VIEW

SHEET NO.
S303



PROJECT: CEE:4850
 DATE: 04/07/2023
 DRAWN BY: SJR Civil Engineering
 REVISION:

THE UNIVERSITY OF IOWA
CIVIL AND ENVIRONMENTAL ENGINEERING
 4105 SEAMAN CENTER FOR THE
 ENGINEERING ARTS AND SCIENCES
 100 S CAPITOL ST
 IOWA CITY, IOWA 52242
 PHONE: 319.335.5647
 FAX: 319.335.5660
 EMAIL: civil-hawks@uiowa.edu



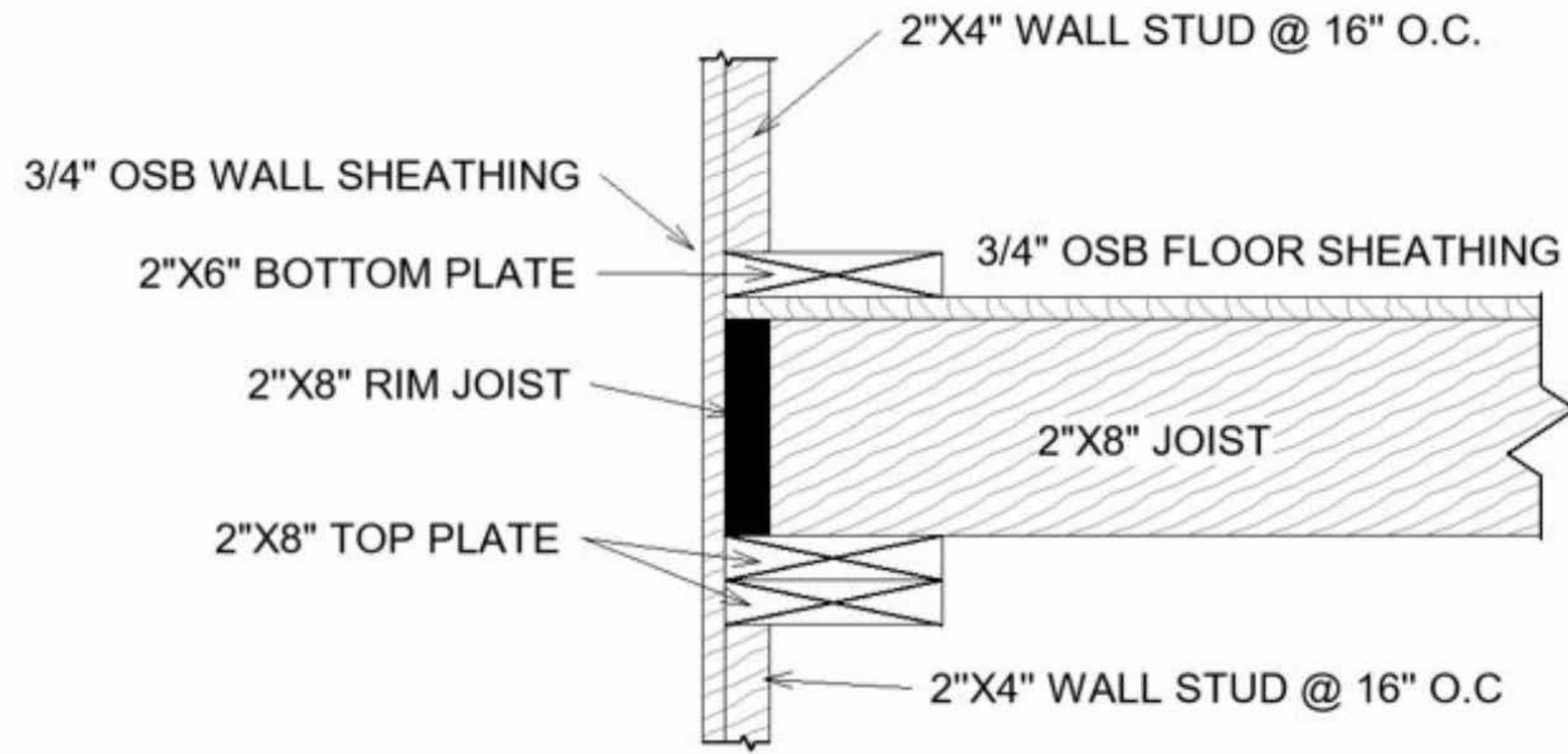
EDUCATIONAL - NOT FOR CONSTRUCTION

CLINTON INFILL

ADDRESS LINE 1
 ADDRESS LINE 2

SHEET NAME
 FINK TRUSS
 16'4" SPAN

SHEET NO.
S304



EDUCATIONAL - NOT FOR CONSTRUCTION

CLINTON INFILL

ADDRESS LINE 1
ADDRESS LINE 2

SHEET NAME

WALL FRAMING

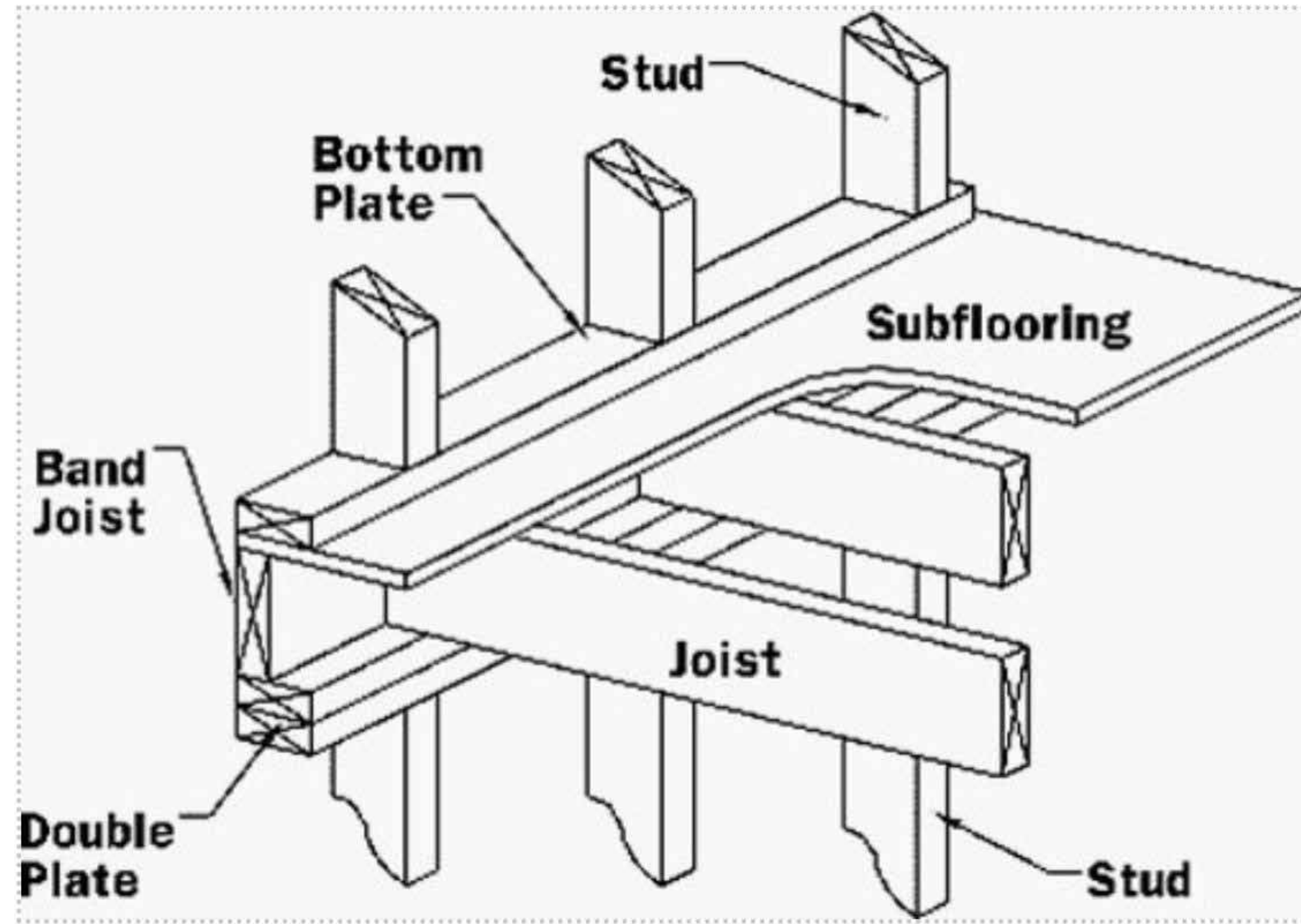
SHEET NO.

S305

THE UNIVERSITY OF IOWA
CIVIL AND ENVIRONMENTAL ENGINEERING
4105 SEAMAN CENTER FOR THE
ENGINEERING ARTS AND SCIENCES
100 S CAPITOL ST
IOWA CITY, IOWA 52242
PHONE: 319.335.5647
FAX: 319.335.5660
EMAIL: civil-hawks@uiowa.edu



PROJECT: CEE:4850
DATE: 04/07/2023
DRAWN BY: SJR Civil Engineering
REVISION:



PROJECT: CEE:4850
 DATE: 04/07/2023
 DRAWN BY: SJR Civil Engineering
 REVISION:

THE UNIVERSITY OF IOWA
 CIVIL AND ENVIRONMENTAL ENGINEERING
 4105 SEAMAN CENTER FOR THE
 ENGINEERING ARTS AND SCIENCES
 100 S CAPITOL ST
 IOWA CITY, IOWA 52242
 PHONE: 319.335.5647
 FAX: 319.335.5660
 EMAIL: civil-hawks@uiowa.edu



EDUCATIONAL - NOT FOR CONSTRUCTION

CLINTON INFILL

ADDRESS LINE 1
 ADDRESS LINE 2

SHEET NAME
 FLOOR FRAMING

SHEET NO.
S306

GENERAL NOTES


1. THE STRUCTURAL PLANS AND SPECIFICATIONS, TO THE BEST OF OUR KNOWLEDGE, COMPLY WITH THE APPLICABLE REQUIREMENTS OF THE INTERNATIONAL BUILDING CODE 2018 AND THE STATE OF IOWA AMENDMENTS.
2. ALL LOADS ARE DESIGNED FOR RISK CATEGORY II. LOADING CALCULATIONS ARE INCLUDED IN PROJECT REPORT.
 - A. UNBALANCED SNOW LOAD = 47 PSF
 - B. LIVE LOAD, ROOF = 20 PSF
 - C. LIVE LOAD, RESIDENTIAL = 40 PSF
 - D. LIVE LOAD, PORCH = 5 PSF
 - E. DEAD LOAD, UPPER ROOF = 6.3 PSF
 - F. DEAD LOAD, LOWER ROOF = 14 PSF
 - G. DEAD LOAD, BATHROOM = 19 PSF
 - H. DEAD LOAD, HARDWOOD = 14 PSF

IBC 2018 LOAD CALCULATION REQUIREMENTS

1. 1603.1.1 FLOOR LIVE LOAD
 - A. THE UNIFORMLY DISTRIBUTED, CONCENTRATED AND IMPACT FLOOR LIVE LOAD USED IN THE DESIGN SHALL BE INDICATED FOR FLOOR AREAS. USE OF LIVE LOAD REDUCTION IN ACCORDANCE WITH SECTION 1607.11 SHALL BE INDICATED FOR EACH TYPE OF LIVE LOAD USE IN THE DESIGN.
2. 1603.1.2 ROOF LIVE LOAD
 - A. THE ROOF LIVE LOAD USED IN THE DESIGN SHALL BE INDICATED FOR ROOF AREAS (SECTION 1607.13).
3. 1603.1.3 ROOF SNOW LOAD DATA
 - A. THE GROUND SNOW LOAD, PG, SHALL BE INDICATED. IN AREAS WHERE THE GROUND SNOW LOAD, PG, EXCEEDS 10 POUNDS PER SQUARE FOOT (PSF) (0.479 KN/M2), THE FOLLOWING ADDITIONAL INFORMATION SHALL ALSO BE PROVIDED, REGARDLESS OF WHETHER SNOW LOADS GOVERN THE DESIGN OF THE ROOF:
 1. FLAT-ROOF SNOW LOAD, PF = 36 PSF
 2. SNOW EXPOSURE FACTOR, CE = 1
 3. SNOW LOAD IMPORTANCE FACTOR, IS = 1
 4. THERMAL FACTOR, CT = 1.1
 5. SLOPE FACTOR(S), CS = 1
4. 1603.1.4 WIND DESIGN DATA
 - A. THE FOLLOWING INFORMATION RELATED TO WIND LOADS SHALL BE SHOWN, REGARDLESS OF WHETHER WIND LOADS GOVERN THE DESIGN OF THE LATERAL FORCE-RESISTING SYSTEM OF THE STRUCTURE:
 1. BASIC DESIGN WIND SPEED, V, = 108 MPH
 2. RISK CATEGORY = II
 3. WIND EXPOSURE = B
 4. APPLICABLE INTERNAL PRESSURE COEFFICIENT = +/- 0.18
 5. DESIGN WIND PRESSURES TO BE USED FOR EXTERIOR COMPONENT AND CLADDING MATERIALS NOT SPECIFICALLY DESIGNED BY THE REGISTERED DESIGN PROFESSIONAL RESPONSIBLE FOR THE DESIGN OF THE STRUCTURE.

GENERAL SITEWORK NOTES

1. ALL SITE WORK SHALL BE COMPLETED IN COMPLIANCE WITH THE IOWA STATEWIDE URBAN DESIGN AND SPECIFICATIONS MANUAL.
2. LOCATIONS OF THE EXISTING UTILITIES ARE UNKNOWN, CONTRACTOR IS RESPONSIBLE FOR COORDINATION OF UTILITIES.
3. CONTRACTOR SHALL CONTACT IOWA ONE CALL 48 HOURS IN ADVANCE TO EXCAVATION.
4. ALL SITE WORK SHALL BE IN COMPLIANCE WITH ALLAMAKEE COUNTY CODE.
5. THE CONTRACTOR SHALL PLACE SILT FENCE AROUND THE LIMITS OF DISTURBANCE PRIOR TO CONSTRUCTION.
6. THE CONTRACTOR SHALL PLACE REQUIRED TRAFFIC CONTROL DEVICES PRIOR TO CONSTRUCTION IN ACCORDANCE TO THE MANUAL OF UNIFORM TRAFFIC CONTROL DEVICES FOR STREETS AND HIGHWAYS.



1 {3D}

PROJECT:	CEE-4850
DATE:	4/7/2023
DRAWN BY:	SJR ENGINEERING
REVISION:	

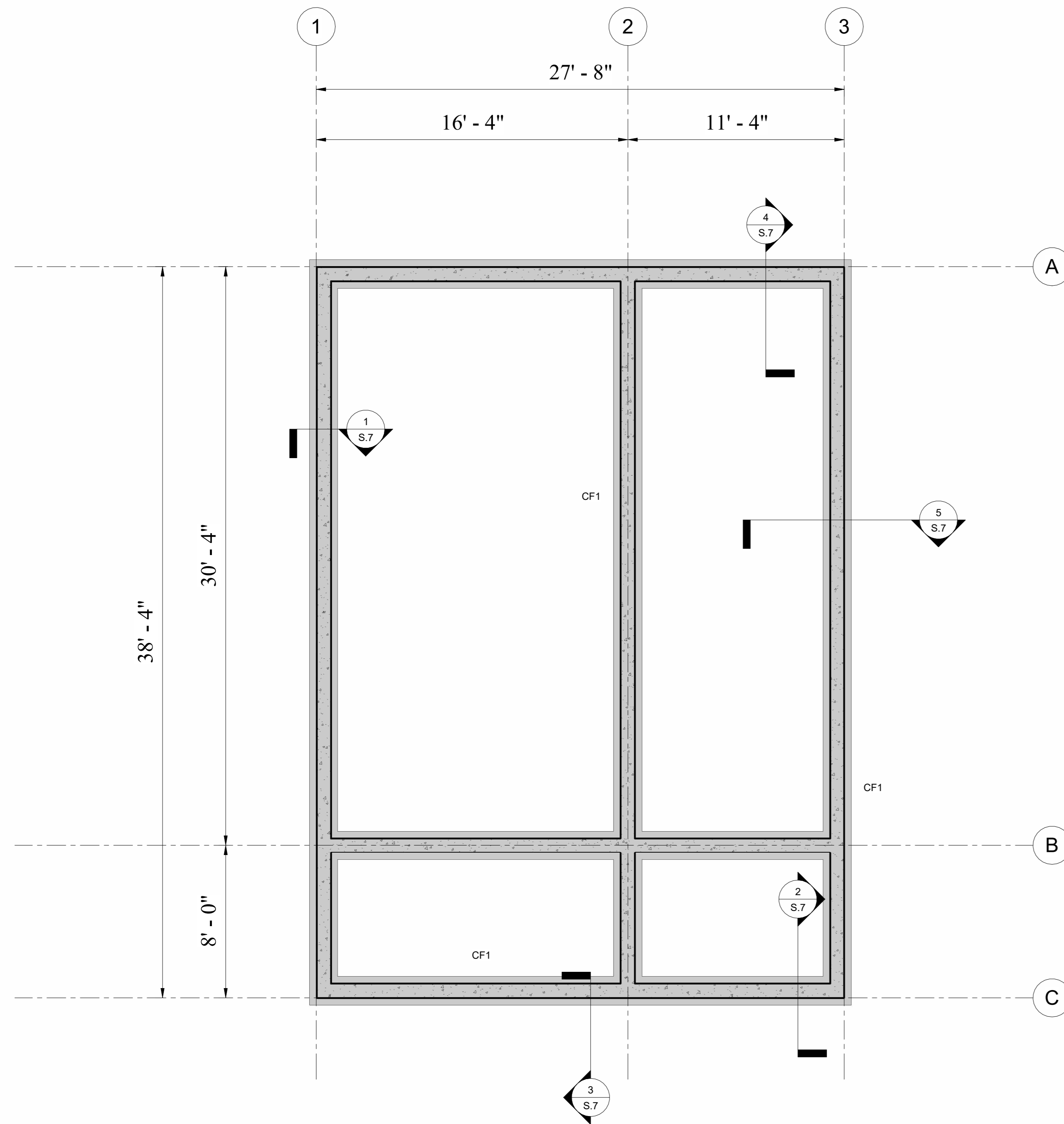
THE UNIVERSITY OF IOWA
 CIVIL AND ENVIRONMENTAL ENGINEERING
 4105 SEAMANS CENTER FOR THE
 ENGINEERING ARTS AND SCIENCES
 103 S CAPITOL ST
 IOWA CITY, IOWA 52242
 PHONE: 319.335.5647
 FAX: 319.335.5660
 EMAIL: civil-hawks@uiowa.edu

EDUCATIONAL - NOT FOR CONSTRUCTION

Clinton Infill
 Clinton,
 IOWA

SHEET NAME
 GENERAL
 2-STORY NO GARAGE

SHEET NO.
S001



① Foundation
1/4" = 1'-0"

FOUNDATION WALL

1. COMPRISED OF CAST-IN-PLACE CONCRETE
2. TOP OF FOUNDATION WALL = 0' - 0"
3. TOP OF SLAB = 0' - 0"
4. FOUNDATION WALL WIDTH = 9"
5. FOUNDATION WALL EXTENDS FROM BOTTOM OF SLAB TO TOP OF CONTINUOUS FOOTING

CONTINUOUS FOOTING

1. COMPRISED OF CAST-IN-PLACE CONCRETE
2. FOUNDATION WALL EXTENDS FROM BOTTOM OF SLAB TO TOP OF CONTINUOUS FOOTING
3. TOP OF CONTINUOUS FOOTING = 4' - 8" BELOW GRADE
4. CONTINUOUS FOOTING SPANS UNDER EACH FOUNDATION WALL
5. FOOTING WIDTH = 18" RESTING O.C. BENEATH FOUNDATION WALL
6. FOOTING DEPTH = 6" THICK

Continuous Wall Footing Schedule		
Mark	Width	Thickness
CF1	1' - 6"	6"

PROJECT: CEE-4850
DATE: 4/7/2023
DRAWN BY: SJR ENGINEERING
REVISION:

THE UNIVERSITY OF IOWA
CIVIL AND ENVIRONMENTAL ENGINEERING
4105 SEAMANS CENTER FOR THE
ENGINEERING ARTS AND SCIENCES
103 S CAPITOL ST
IOWA CITY, IOWA 52242
PHONE: 319.335.5647
FAX: 319.335.5660
EMAIL: civil-hawks@iowa.edu

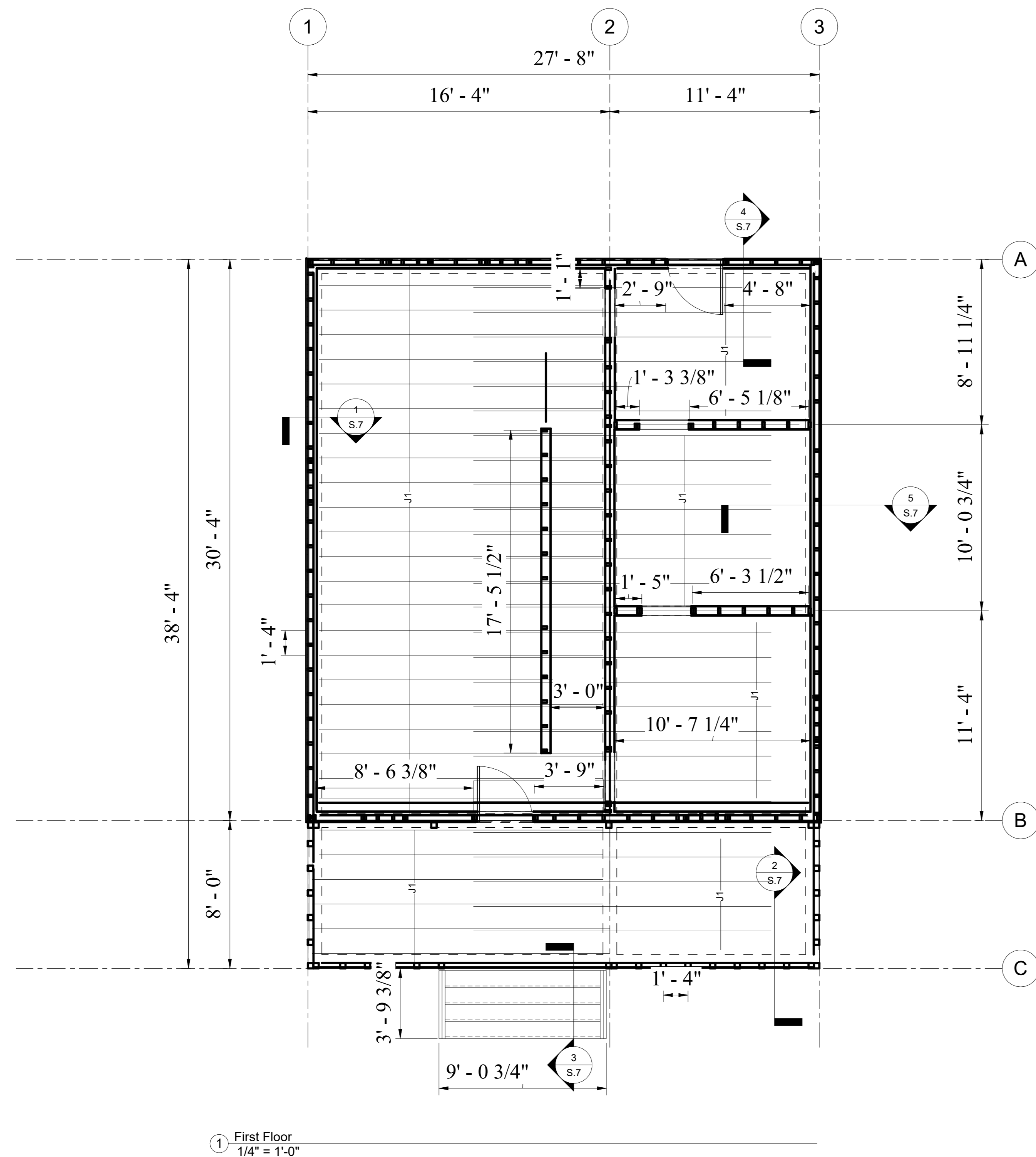


EDUCATIONAL - NOT FOR CONSTRUCTION

Clinton Infill
Clinton,
IOWA

SHEET NAME
STRUCTURAL
FOUNDATION FLOOR

SHEET NO.
S101



JOIST FRAMING

- 1. J1 = 2" X 8" DIMENSIONAL LUMBER @ 16" O.C.

WALL STUDS

- 1. 2" X 4" DIMENSIONAL LUMBER @ 16" O.C.

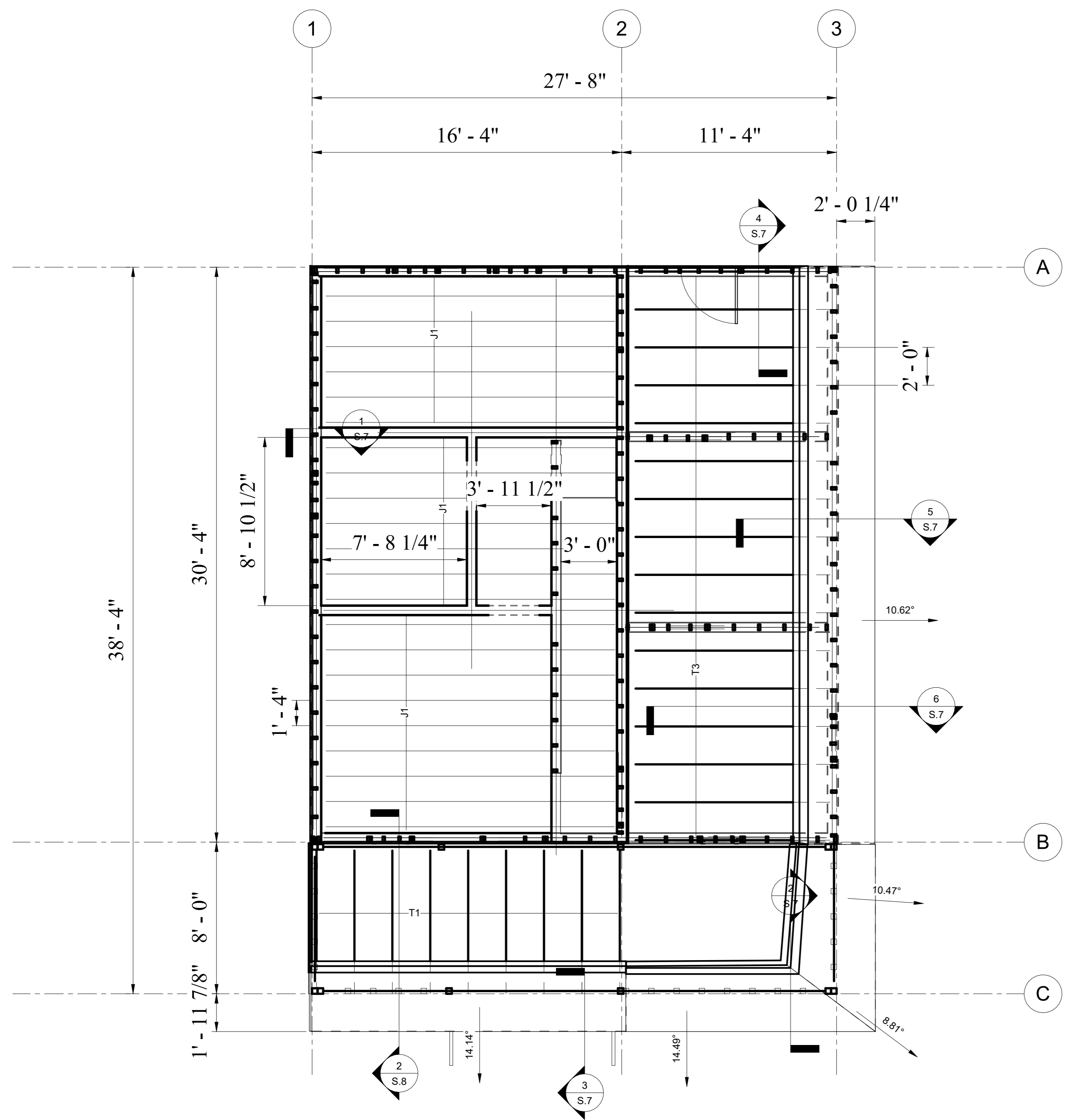
WOOD FLOORING

- 1. 3/4" OSB SHEATHING ON FIRST LEVEL FLOORING AND PORCH

FRAMING

- 1. WALL THICKNESS = 6"
- 2. 7" STAIRS @ 9'-0 3/4" WIDTH TO PORCH AT ELEVATION OF 2' 4"
- 3. PORCH RAILING COLUMNS = 4" X 4" DIMENSIONAL LUMBER @ 16" O.C.
- 4. REFER TO ARCHITECTURAL PLANS FOR WINDOW AND DOOR OPENING SIZES AND LOCATIONS

Framing Schedule		
Family	Structural Material	Type
Dimensional Lumber	Southern Pine No. 2	2x8 - Sill Plate
Dimensional Lumber	Southern Pine No. 2	2x8 - Rim Joist
Dimensional Lumber	Southern Pine No. 2	6x2 - Top Wall Plate
Dimensional Lumber	Southern Pine No. 2	2x8 - Beam
Dimensional Lumber	Southern Pine No. 2	2x8 - Joist @ 16" O.C.
Dimensional Lumber	Southern Pine No. 2	2x6 - Header
Dimensional Lumber	Southern Pine No. 2	4x4 -Beam, Porch
Dimensional Lumber	Southern Pine No. 2	2x4 - Wall Stud
Dimensional Lumber	Southern Pine No. 2	2x8 - Ledger
Dimensional Lumber	Southern Pine No. 2	2x4 - Window Sill Plate



① Floor 2
1/4" = 1'-0"

JOIST FRAMING

- 1. J1 = 2" X 8" DIMENSIONAL LUMBER @ 16" O.C.

WOOD FLOORING

- 1. 3/4" OSB SHEATHING

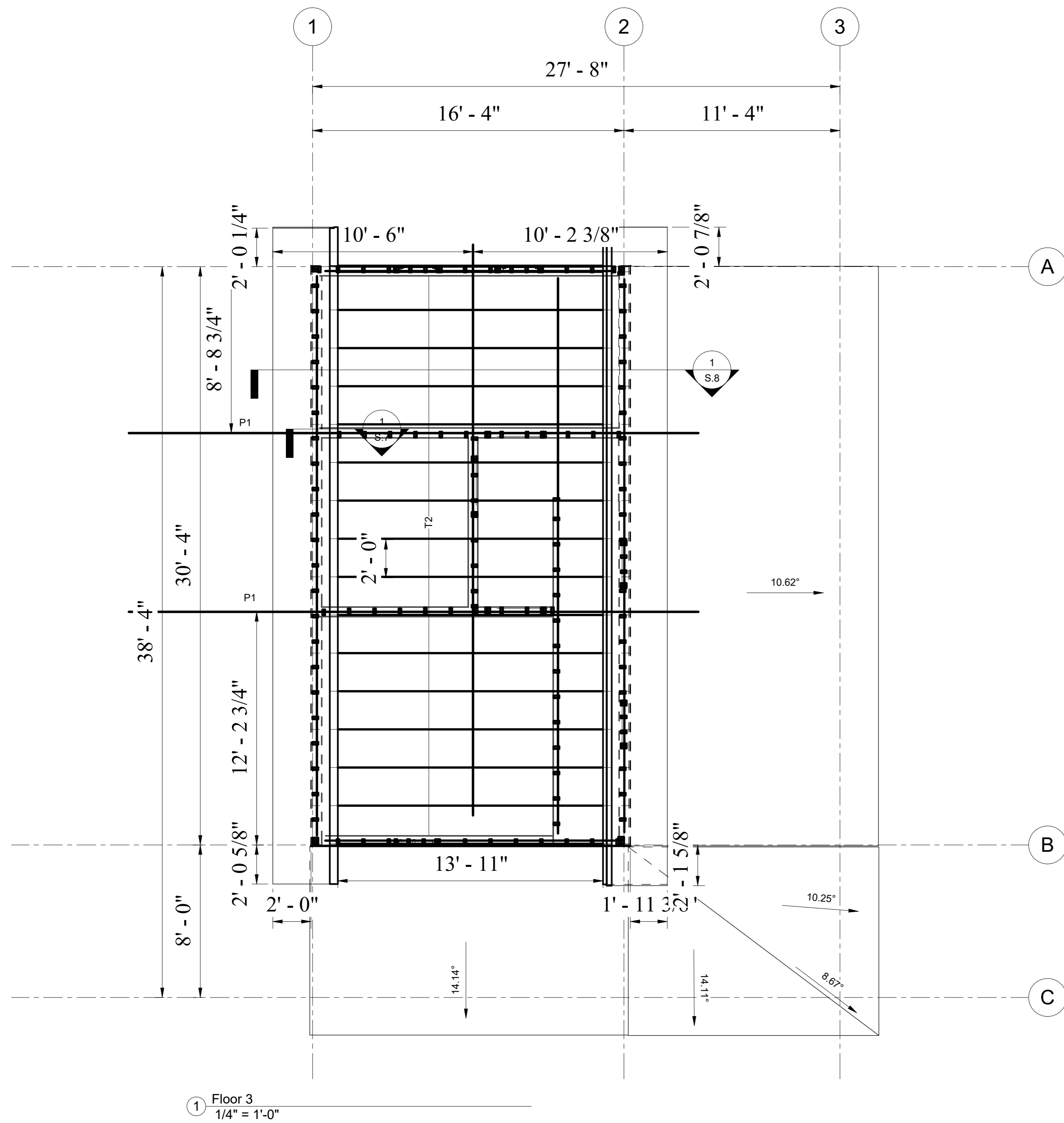
FRAMING

- 1. WALL THICKNESS = 6"
- 2. WALL STUDS @ 16" O.C. UNLESS NOTED OTHERWISE
- 3. LOWER ROOF EXTENDS FROM A2-A3 TO C2-C3 AND B1-B2 TO C1-C2

LOWER ROOF

- 1. LOWER ROOF EXTENDS FROM A2-A3 TO C2-C3 AND B1-B2 TO C1-C2
- 2. BOTTOM OF ROOF BEGINS ON 2ND FLOOR, SPANNING 2' - 8" VERTICALLY
- 3. T1 = PORCH ROOF TRUSS SPACING = 2' (S302-2)
- 4. T3 = SIDE ROOF TRUSS SPACING = 2' (S301-6)
- 4. ROOF EXTENDS 2' HORIZONTALLY PAST WALL FRAME

Truss Schedule		
Keynote	Type	Family
T1	Porch	Porch
T2	Main Roof	Simple Fink - 4/12 Slope
T3	Side Roof	Side Roof



ROOF FRAMING

1. UPPER ROOF CONTAINED IN A1-A2 TO B1-B2, REST IS LOWER ROOF
2. T2 = 4/12 SLOPE
3. T2 = STANDARD SIMPLE FINK SPACED 2' O.C. (S302-1)
4. ROOF TRUSS SLOPE EXTENDS 2' PAST EXTERIOR WALL HORIZONTALLY

Truss Schedule		
Keynote	Type	Family
T1	Porch	Porch
T2	Main Roof	Simple Fink - 4/12 Slope
T3	Side Roof	Side Roof

PROJECT: CEE-4850
 DATE: 4/7/2023
 DRAWN BY: SJR ENGINEERING
 REVISION:

THE UNIVERSITY OF IOWA
 CIVIL AND ENVIRONMENTAL ENGINEERING
 4105 SEAMANS CENTER FOR THE
 ENGINEERING ARTS AND SCIENCES
 103 S CAPITOL ST
 IOWA CITY, IOWA 52242
 PHONE: 319.335.5647
 FAX: 319.335.5660
 EMAIL: civil-hawks@iowa.edu



EDUCATIONAL - NOT FOR CONSTRUCTION

Clinton Infill
 Clinton,
 IOWA

SHEET NAME
 STRUCTURAL
 UPPER ROOF

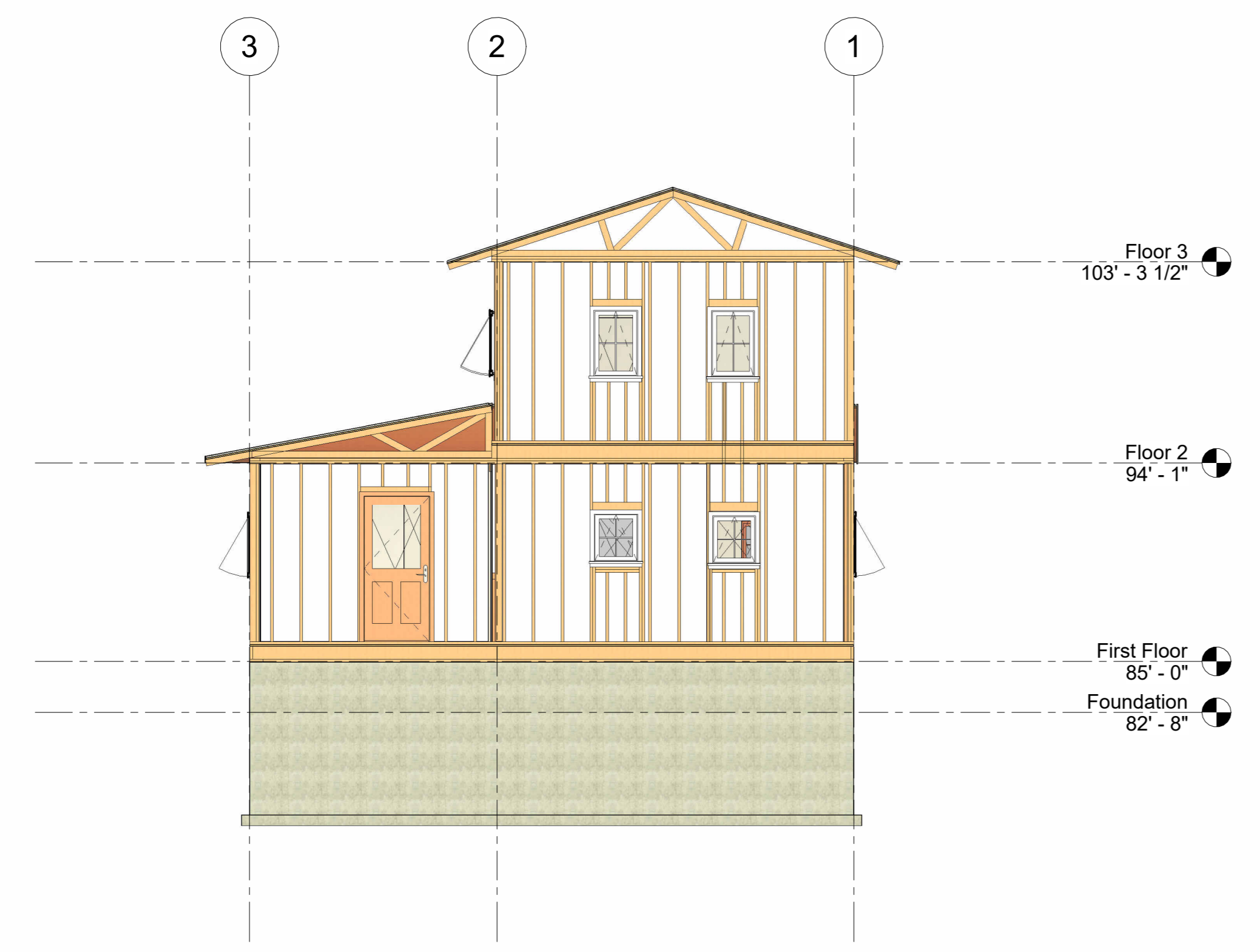
SHEET NO.
S104

EDUCATIONAL - NOT FOR CONSTRUCTION

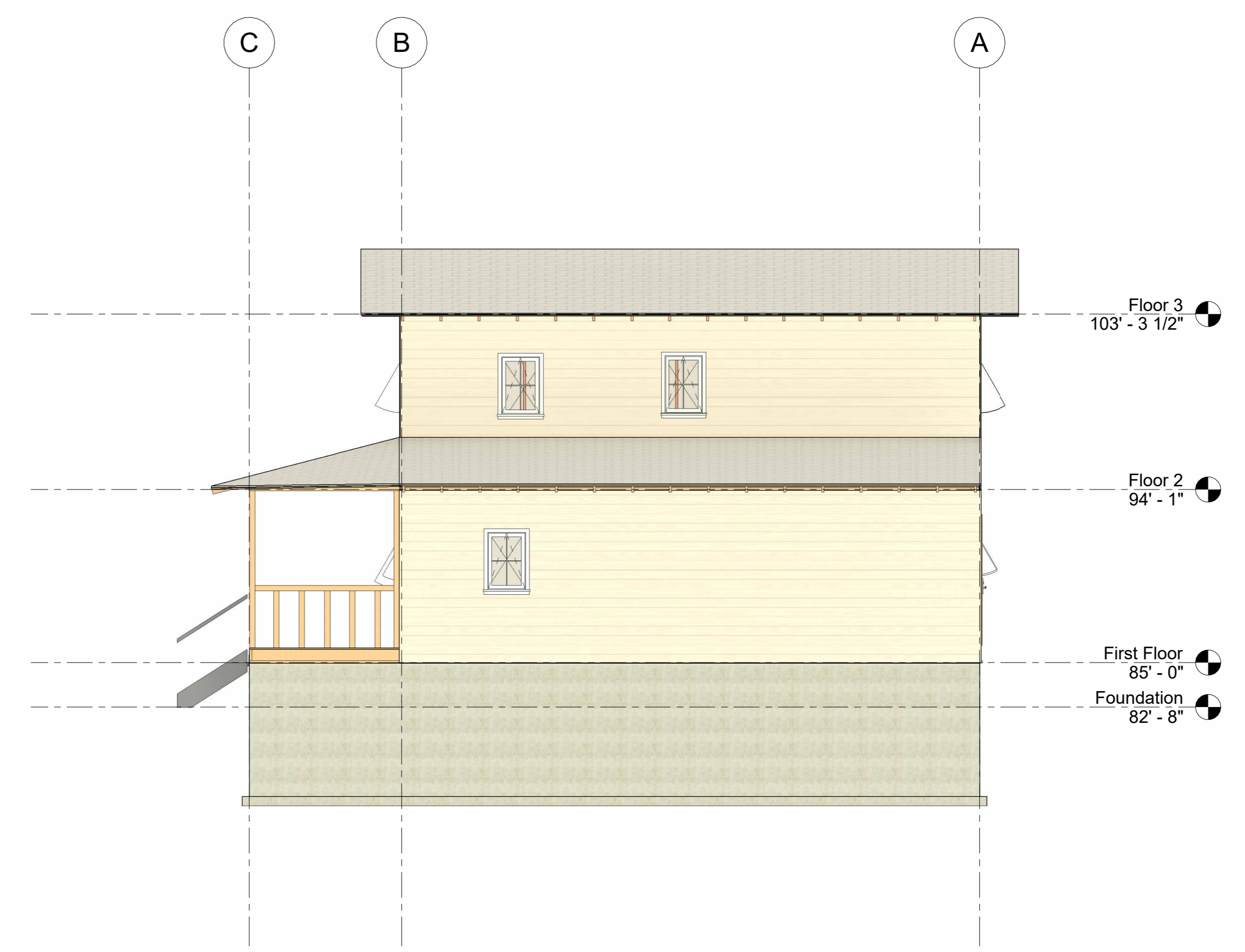
Clinton Infill
 Clinton,
 IOWA

SHEET NAME
 ELEVATION
 VIEWS

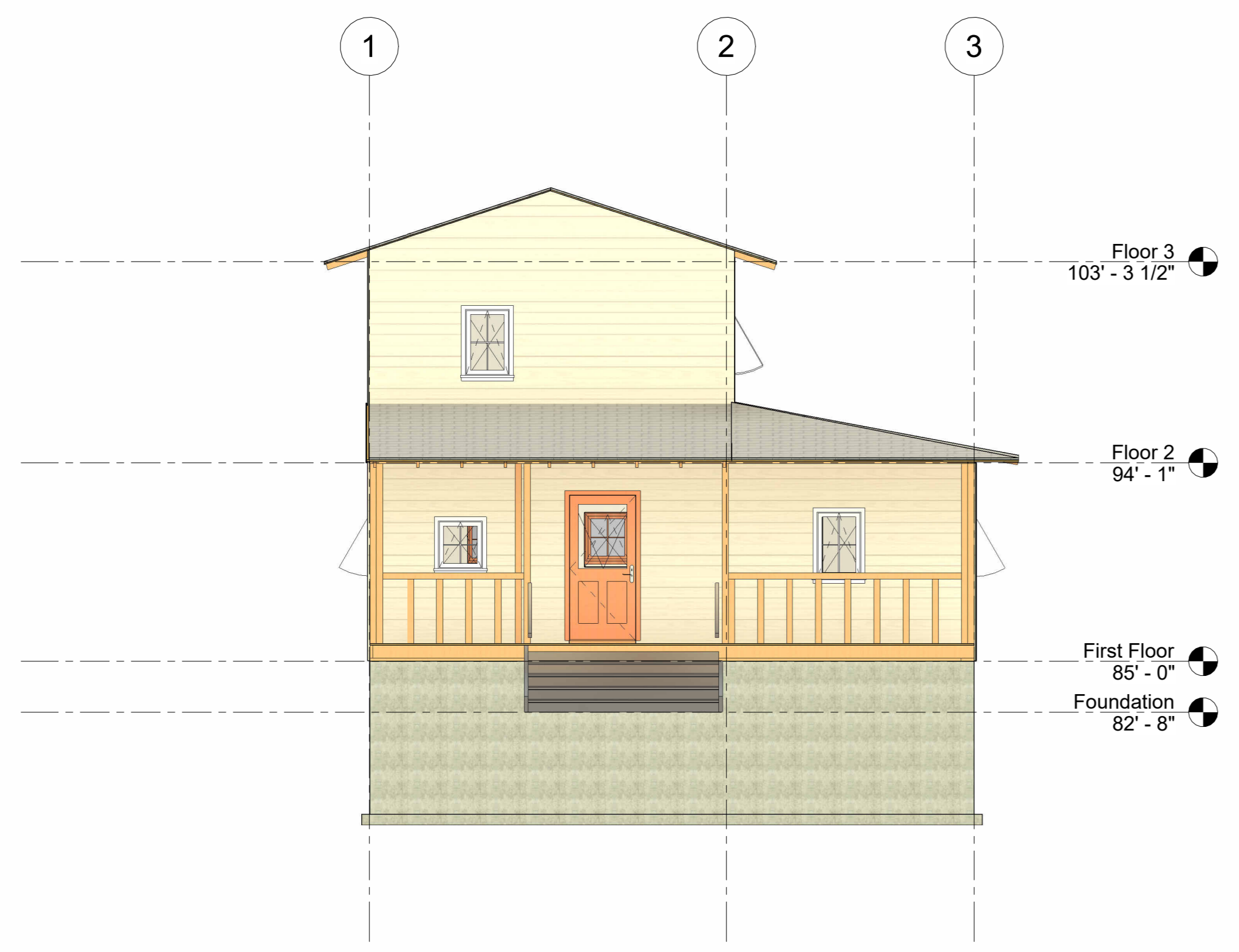
SHEET NO.
S201



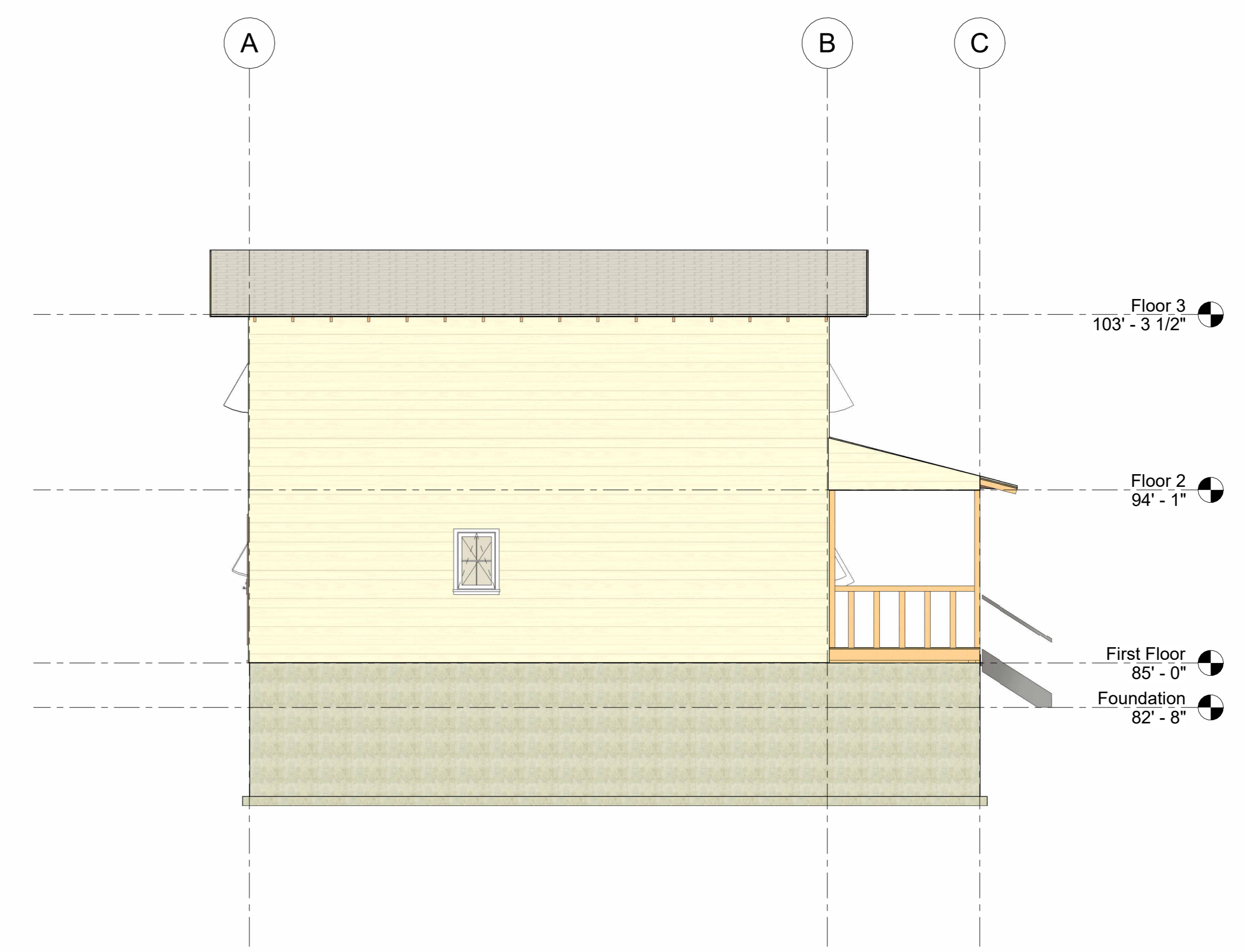
③ North
 3/16" = 1'-0"



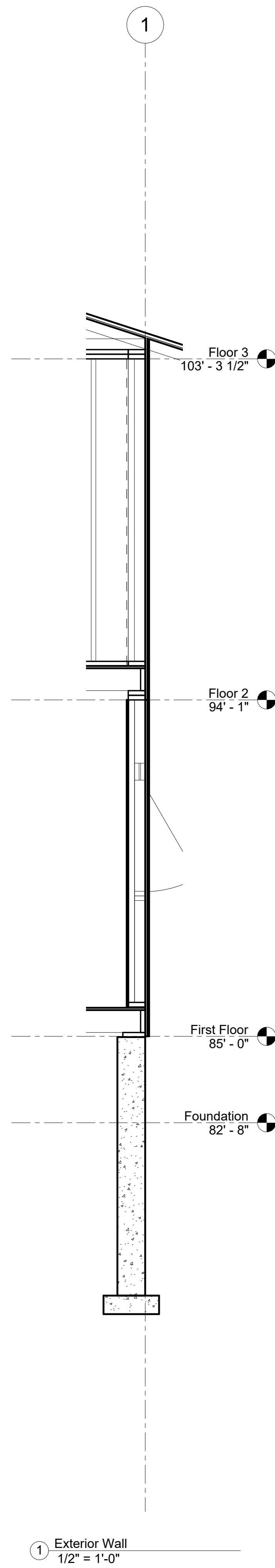
① East
 3/16" = 1'-0"



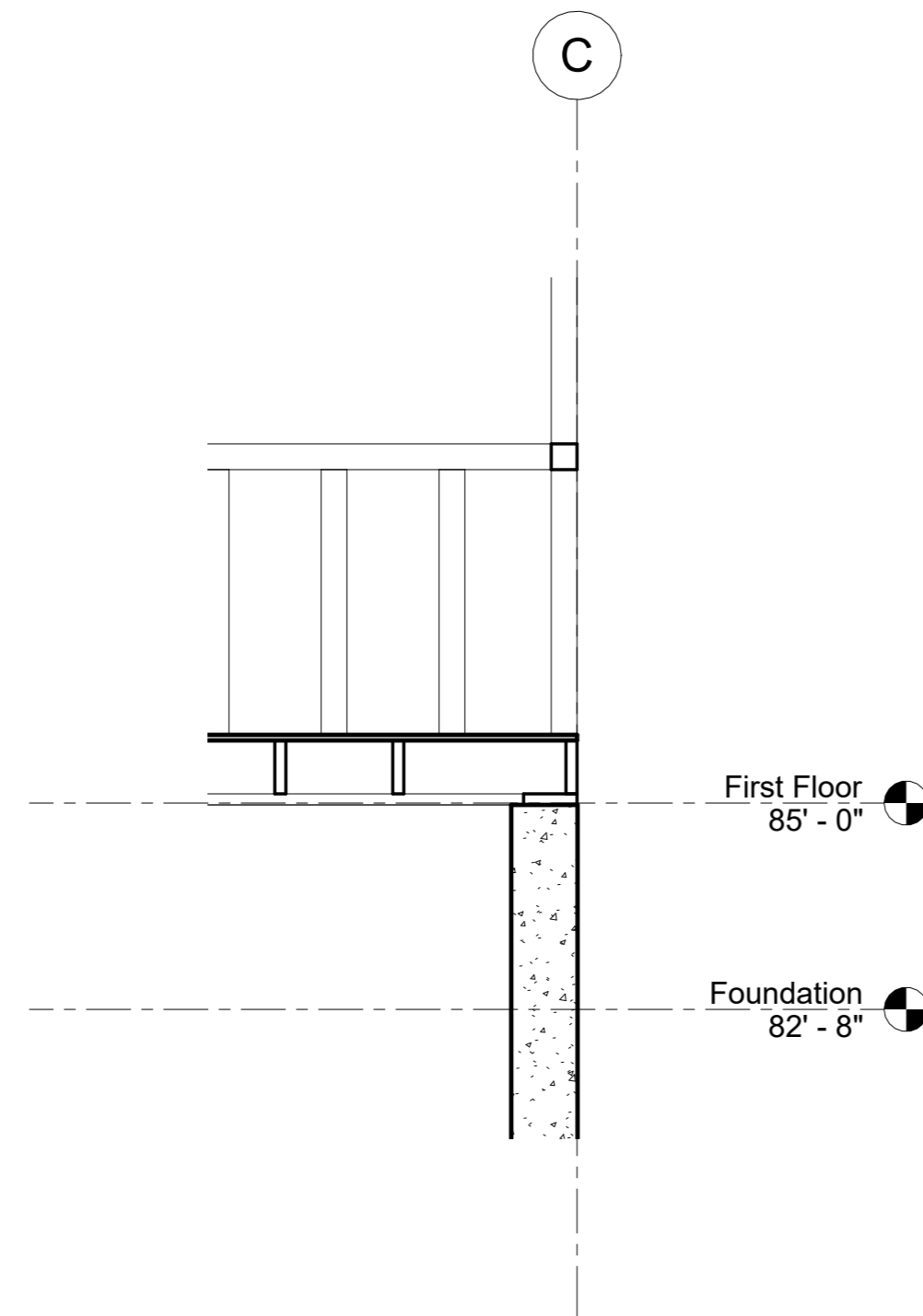
④ South
 3/16" = 1'-0"



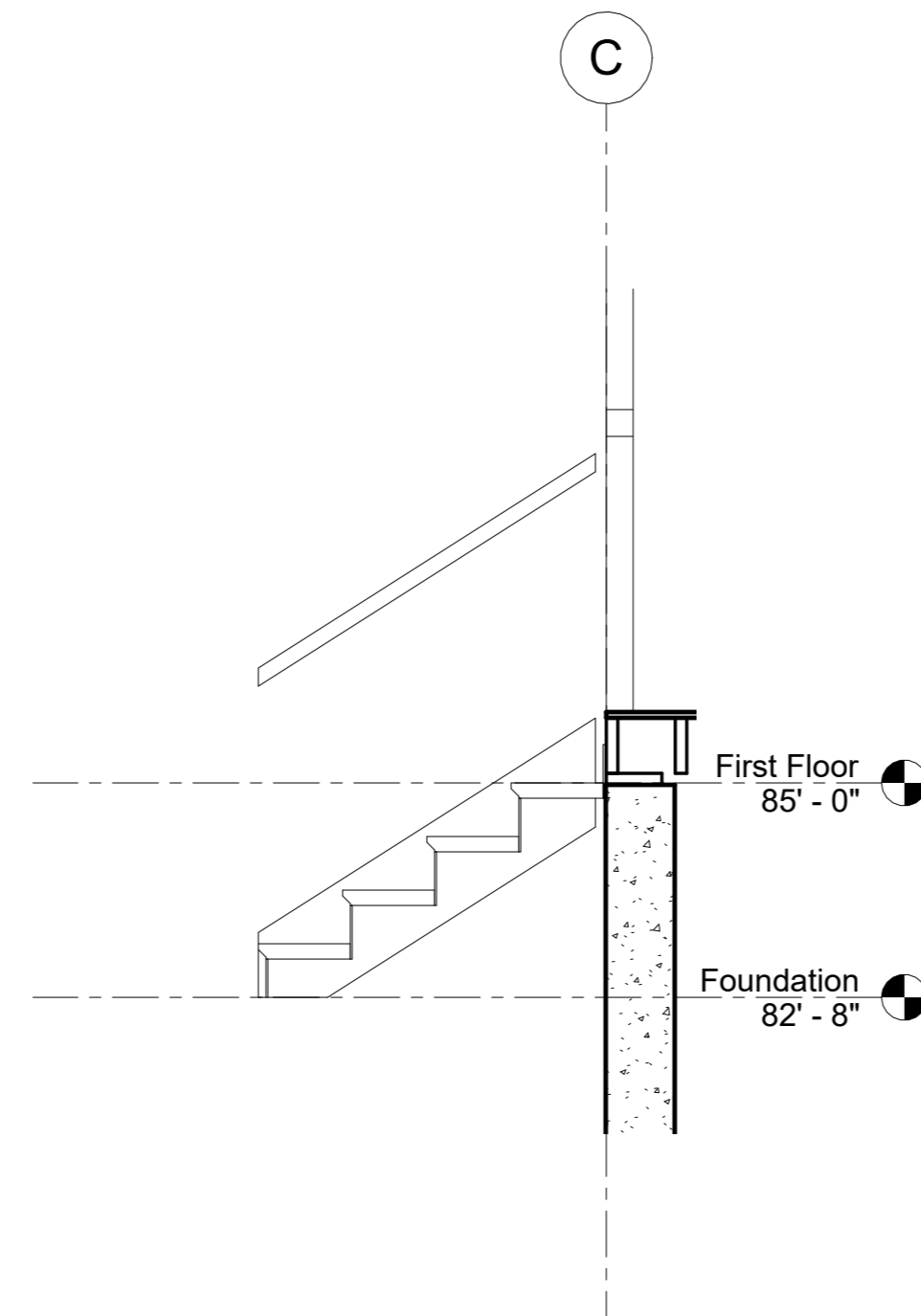
② West
 3/16" = 1'-0"



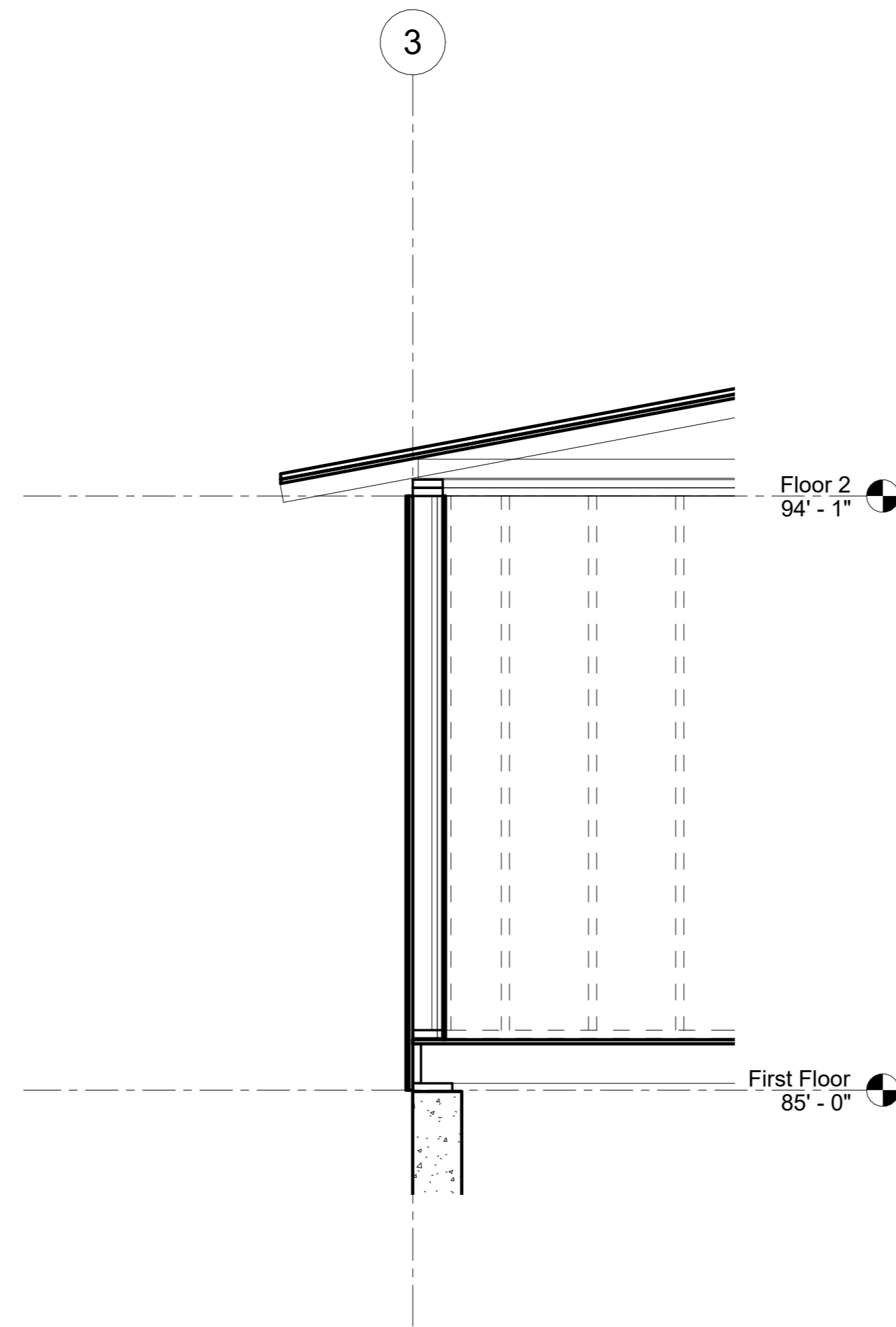
① Exterior Wall
1/2" = 1'-0"



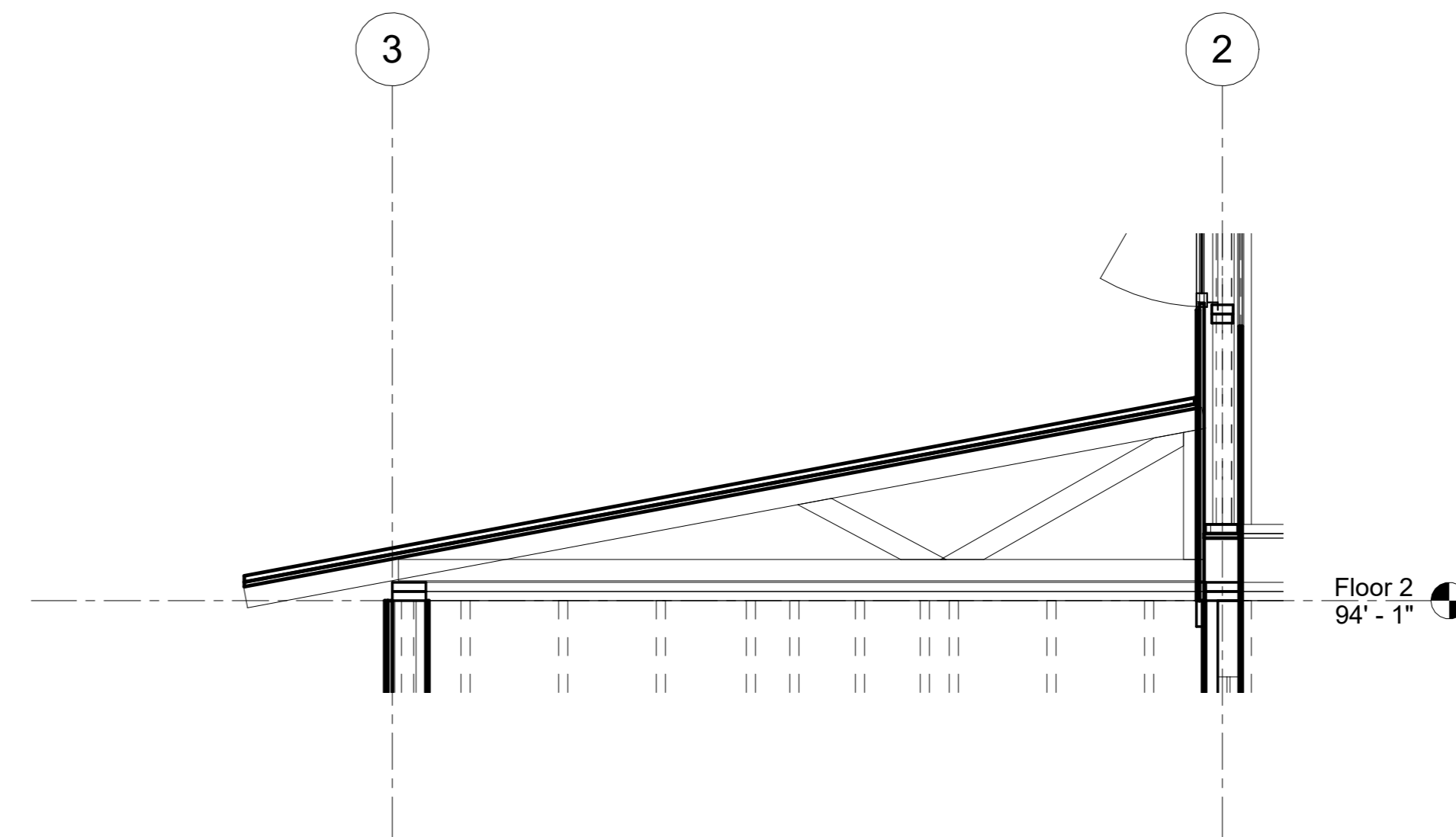
② Porch Railing
1/2" = 1'-0"



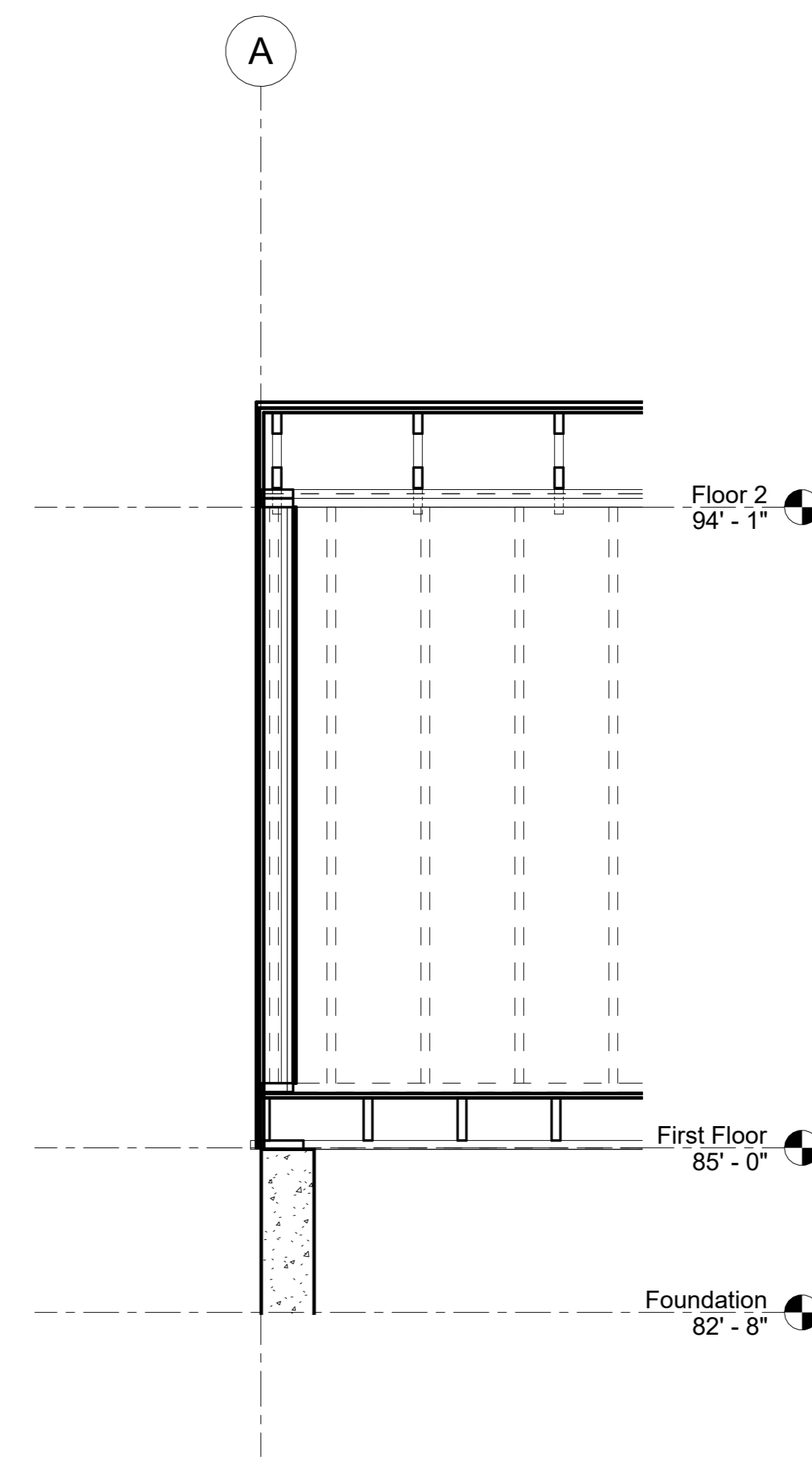
③ Porch Stairs
1/2" = 1'-0"



⑤ Wall Studs with Sloped Roof
1/2" = 1'-0"



⑥ Side Roof Truss
1/2" = 1'-0"



④ Wall Studs and Side Roof Truss
1/2" = 1'-0"

PROJECT: CEE-4850
DATE: 4/7/2023
DRAWN BY: SJR ENGINEERING
REVISION:

THE UNIVERSITY OF IOWA
CIVIL AND ENVIRONMENTAL ENGINEERING
4105 SEAMANS CENTER FOR THE
ENGINEERING ARTS AND SCIENCES
103 S CAPITOL ST
IOWA CITY, IOWA 52242
PHONE: 319.335.5647
FAX: 319.335.5660
EMAIL: civil-hawks@iowa.edu



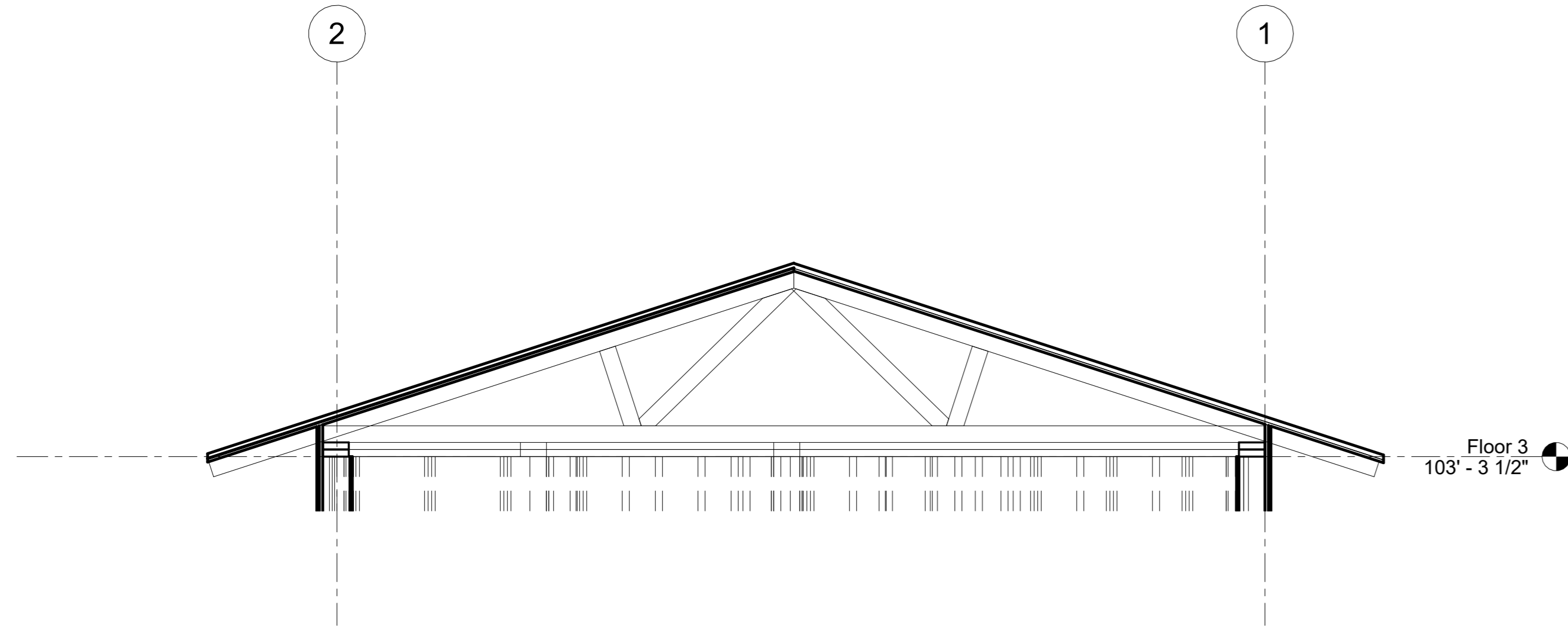
EDUCATIONAL - NOT
FOR CONSTRUCTION

Clinton Infill

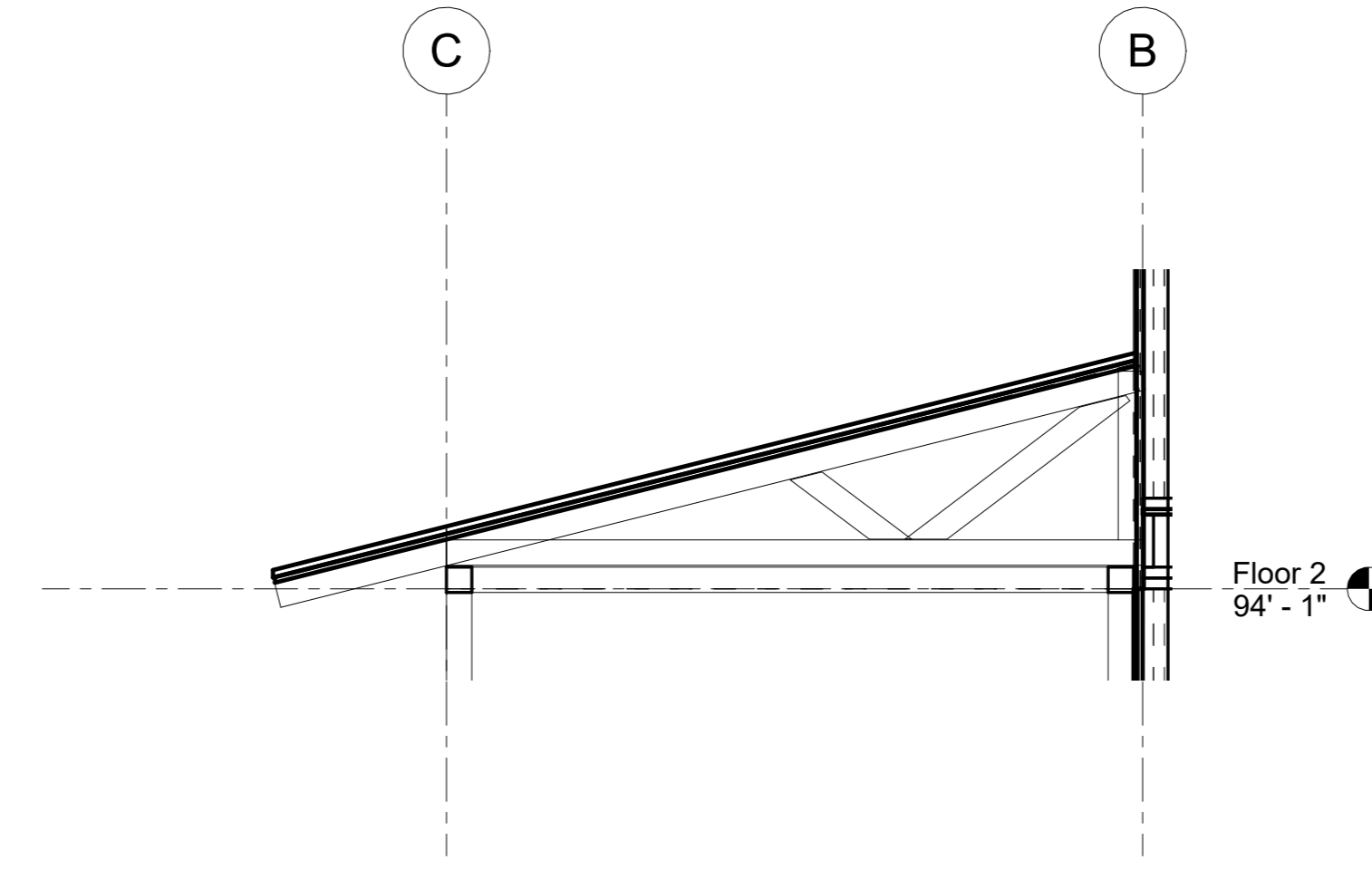
Clinton,
IOWA

SHEET NAME
STRUCTURAL
SECTIONS

SHEET NO.
S301



① Upper Roof Truss
1/2" = 1'-0"



② Porch Roof Truss
1/2" = 1'-0"

PROJECT:	CEE:4850
DATE:	4/7/2023
DRAWN BY:	SJR ENGINEERING
REVISION:	

THE UNIVERSITY OF IOWA
CIVIL AND ENVIRONMENTAL ENGINEERING
 4105 SEAMANS CENTER FOR THE
 ENGINEERING ARTS AND SCIENCES
 103 S CAPITOL ST
 IOWA CITY, IOWA 52242
 PHONE: 319.335.5647
 FAX: 319.335.5660
 EMAIL: civil-hawks@iowa.edu

EDUCATIONAL - NOT
FOR CONSTRUCTION

Clinton Infill
 Clinton,
 IOWA

SHEET NAME
**STRUCTURAL
 SECTIONS**

SHEET NO.
S302

GENERAL NOTES


1. THE STRUCTURAL PLANS AND SPECIFICATIONS, TO THE BEST OF OUR KNOWLEDGE, COMPLY WITH THE APPLICABLE REQUIREMENTS OF THE INTERNATIONAL BUILDING CODE 2018 AND THE STATE OF IOWA AMENDMENTS.
2. ALL LOADS ARE DESIGNED FOR RISK CATEGORY II. LOADING CALCULATIONS ARE INCLUDED IN PROJECT REPORT.
 - A. UNBALANCED SNOW LOAD = 47 PSF
 - B. LIVE LOAD, ROOF = 20 PSF
 - C. LIVE LOAD, RESIDENTIAL = 40 PSF
 - D. LIVE LOAD, PORCH = 5 PSF
 - E. DEAD LOAD, UPPER ROOF = 6.3 PSF
 - F. DEAD LOAD, LOWER ROOF = 14 PSF
 - G. DEAD LOAD, BATHROOM = 19 PSF
 - H. DEAD LOAD, HARDWOOD = 14 PSF

IBC 2018 LOAD CALCULATION REQUIREMENTS

1. 1603.1.1 FLOOR LIVE LOAD
 - A. THE UNIFORMLY DISTRIBUTED, CONCENTRATED AND IMPACT FLOOR LIVE LOAD USED IN THE DESIGN SHALL BE INDICATED FOR FLOOR AREAS. USE OF LIVE LOAD REDUCTION IN ACCORDANCE WITH SECTION 1607.11 SHALL BE INDICATED FOR EACH TYPE OF LIVE LOAD USE IN THE DESIGN.
2. 1603.1.2 ROOF LIVE LOAD
 - A. THE ROOF LIVE LOAD USED IN THE DESIGN SHALL BE INDICATED FOR ROOF AREAS (SECTION 1607.13).
3. 1603.1.3 ROOF SNOW LOAD DATA
 - A. THE GROUND SNOW LOAD, PG, SHALL BE INDICATED. IN AREAS WHERE THE GROUND SNOW LOAD, PG, EXCEEDS 10 POUNDS PER SQUARE FOOT (PSF) (0.479 KN/M2), THE FOLLOWING ADDITIONAL INFORMATION SHALL ALSO BE PROVIDED, REGARDLESS OF WHETHER SNOW LOADS GOVERN THE DESIGN OF THE ROOF:
 1. FLAT-ROOF SNOW LOAD, PF = 36 PSF
 2. SNOW EXPOSURE FACTOR, CE = 1
 3. SNOW LOAD IMPORTANCE FACTOR, IS = 1
 4. THERMAL FACTOR, CT = 1.1
 5. SLOPE FACTOR(S), CS = 1
4. 1603.1.4 WIND DESIGN DATA
 - A. THE FOLLOWING INFORMATION RELATED TO WIND LOADS SHALL BE SHOWN, REGARDLESS OF WHETHER WIND LOADS GOVERN THE DESIGN OF THE LATERAL FORCE-RESISTING SYSTEM OF THE STRUCTURE:
 1. BASIC DESIGN WIND SPEED, V, = 108 MPH
 2. RISK CATEGORY = II
 3. WIND EXPOSURE = B
 4. APPLICABLE INTERNAL PRESSURE COEFFICIENT = +/- 0.18
 5. DESIGN WIND PRESSURES TO BE USED FOR EXTERIOR COMPONENT AND CLADDING MATERIALS NOT SPECIFICALLY DESIGNED BY THE REGISTERED DESIGN PROFESSIONAL RESPONSIBLE FOR THE DESIGN OF THE STRUCTURE.

GENERAL SITEWORK NOTES

1. ALL SITE WORK SHALL BE COMPLETED IN COMPLIANCE WITH THE IOWA STATEWIDE URBAN DESIGN AND SPECIFICATIONS MANUAL.
2. LOCATIONS OF THE EXISTING UTILITIES ARE UNKNOWN, CONTRACTOR IS RESPONSIBLE FOR COORDINATION OF UTILITIES.
3. CONTRACTOR SHALL CONTACT IOWA ONE CALL 48 HOURS IN ADVANCE TO EXCAVATION.
4. ALL SITE WORK SHALL BE IN COMPLIANCE WITH ALLAMAKEE COUNTY CODE.
5. THE CONTRACTOR SHALL PLACE SILT FENCE AROUND THE LIMITS OF DISTURBANCE PRIOR TO CONSTRUCTION.
6. THE CONTRACTOR SHALL PLACE REQUIRED TRAFFIC CONTROL DEVICES PRIOR TO CONSTRUCTION IN ACCORDANCE TO THE MANUAL OF UNIFORM TRAFFIC CONTROL DEVICES FOR STREETS AND HIGHWAYS.



1 {3D}

PROJECT:	CEE-4850
DATE:	4/7/2023
DRAWN BY:	SJR ENGINEERING
REVISION:	

THE UNIVERSITY OF IOWA
CIVIL AND ENVIRONMENTAL ENGINEERING

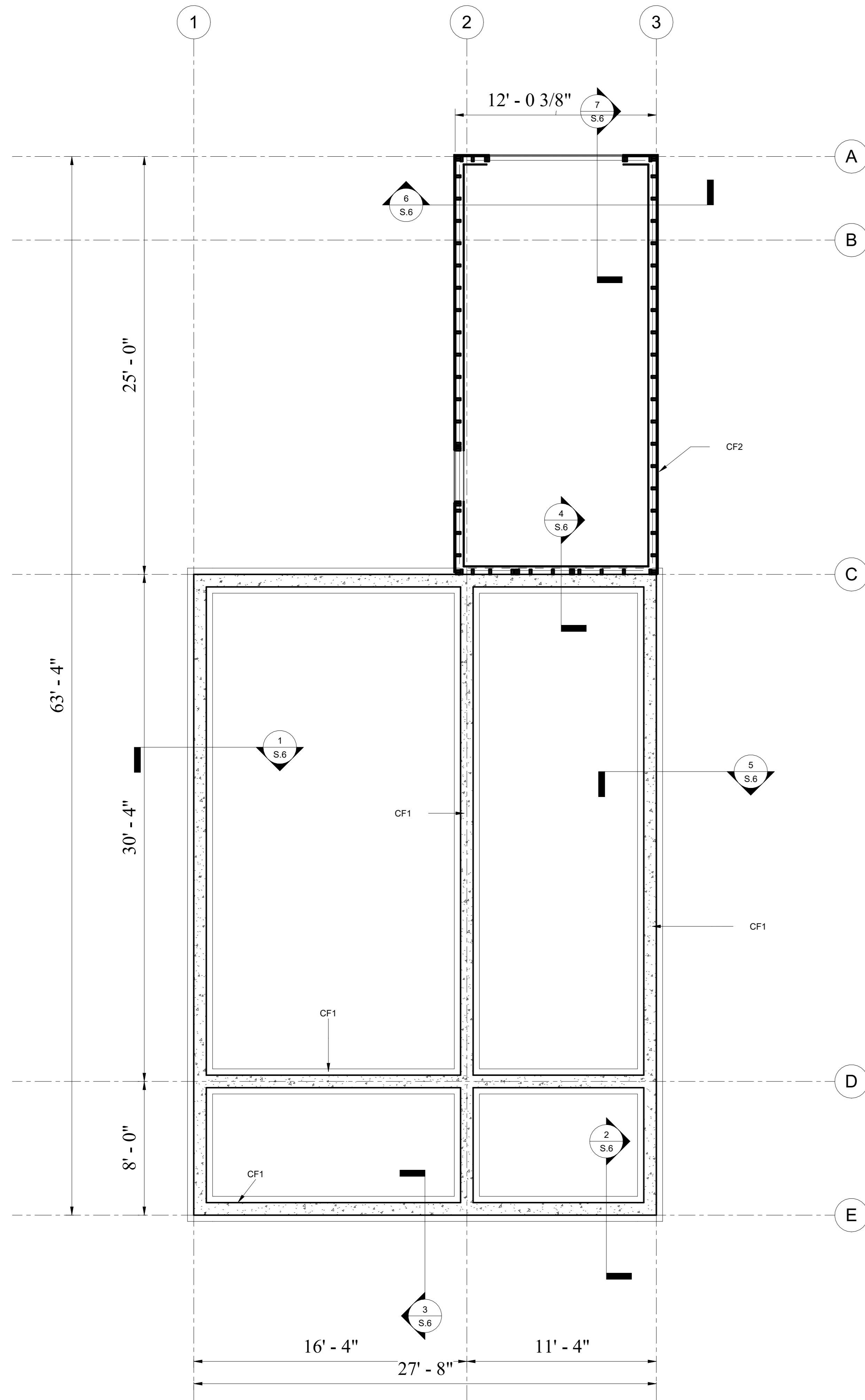
4105 SEAMANS CENTER FOR THE
 ENGINEERING ARTS AND SCIENCES
 103 S CAPITOL ST
 IOWA CITY, IOWA 52242
 PHONE: 319.335.5647
 FAX: 319.335.5660
 EMAIL: civil-haws@iowa.edu

EDUCATIONAL - NOT FOR CONSTRUCTION

Clinton Infill
Clinton, IOWA

SHEET NAME
GENERAL
1-STORY W GARAGE

SHEET NO.
S001



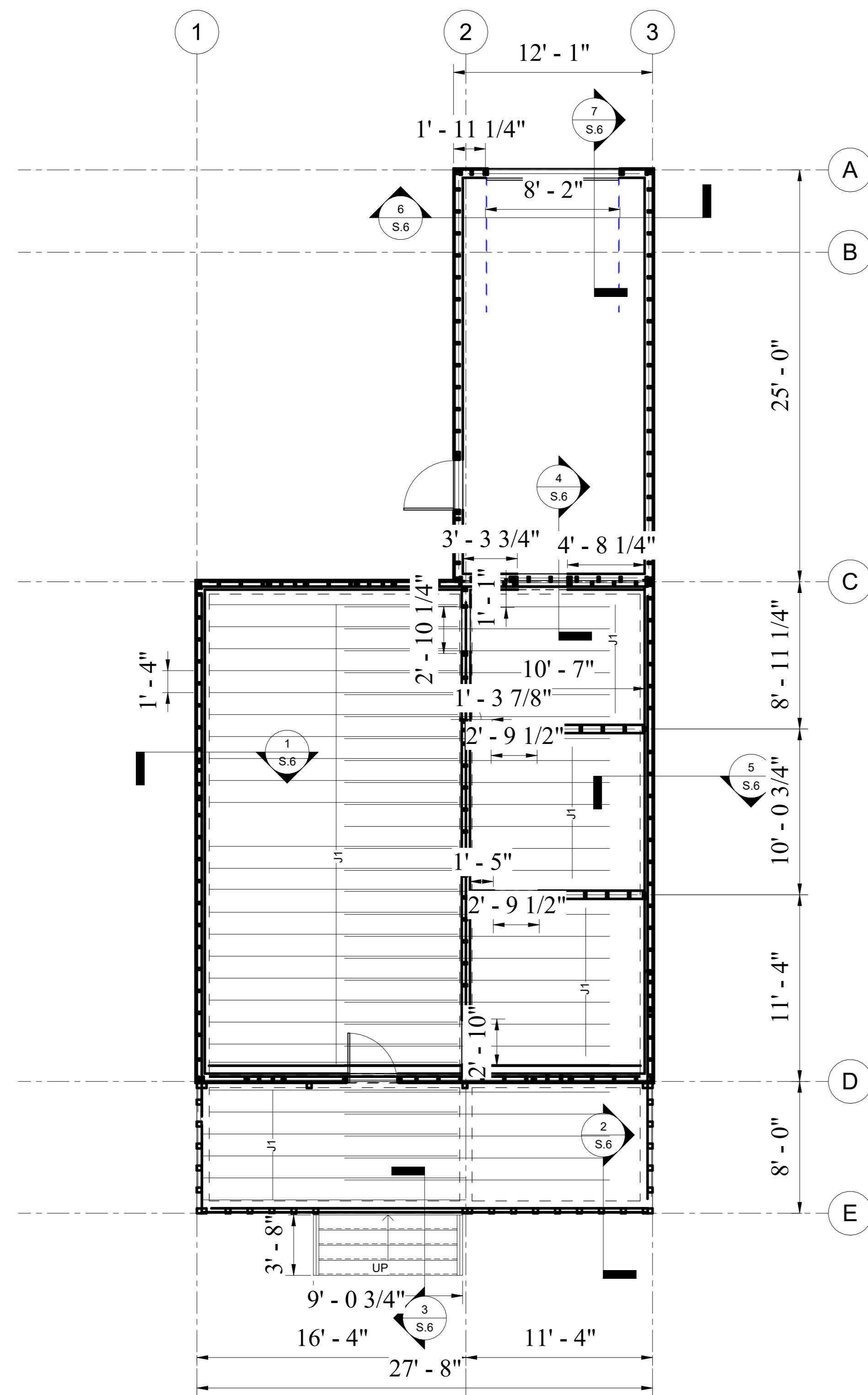
FOUNDATION WALL

1. COMPRISED OF CAST-IN-PLACE CONCRETE
2. TOP OF FOUNDATION WALL = 0' - 0"
3. TOP OF SLAB = 0' - 0"
4. FOUNDATION WALL WIDTH = 9"
5. FOUNDATION WALL EXTENDS FROM BOTTOM OF SLAB TO TOP OF CONTINUOUS FOOTING
6. NO FOUNDATION WORK BELOW GRADE REQUIRED FOR GARAGE

CONTINUOUS FOOTING

1. COMPRISED OF CAST-IN-PLACE CONCRETE
2. FOUNDATION WALL EXTENDS FROM BOTTOM OF SLAB TO TOP OF CONTINUOUS FOOTING
3. CF1 = TOP OF CONTINUOUS FOOTING = 4' - 8" BELOW GRADE
4. CF1 = CONTINUOUS FOOTING SPANS UNDER EACH FOUNDATION WALL
5. CF1 = FOOTING WIDTH = 18" RESTING O.C. BENEATH FOUNDATION WALL
6. CF1 = FOOTING DEPTH = 6" THICK
7. CF2 = GARAGE SITS ON 4" CONCRETE SLAB AT GRADE

Continuous Footing Schedule		
Mark	Width	Thickness
CF1	1' - 6"	6"
CF2	12' x 25'	4" Slab



① First Floor
3/16" = 1'-0"

JOIST FRAMING

1. J1 = 2" X 8" DIMENSIONAL LUMBER @ 16" O.C.

HEADERS

1. H1 = 2" X 6" - WINDOW
2. H2 = 2" X 6" - WINDOW
3. H3 = 2" X 6" - DOOR

WOOD FLOORING

1. 3/4" OSB SHEATHING ON FIRST LEVEL FLOORING AND PORCH

FRAMING

1. BW1 = BEARING WALL
2. WALL THICKNESS = 6"
3. S1 WALL STUDS = 2" x 4" @ 16" O.C. UNLESS NOTED OTHERWISE
4. 7" STAIRS @ 9'- 0 3/4" WIDTH TO PORCH AT ELEVATION OF 2' 4"
5. S2 STUDS = 4" X 4" @ 16" O.C. WITH HEIGHT OF 4' 6"
6. S2 STUDS ON PORCH CORNERS WITH 2 CONNECTED, EXTENDING TO ROOF
7. PORCH RAILING IS 4" X 4" DIMENSIONAL LUMBER

Framing Schedule		
Family	Structural Material	Type
Dimensional Lumber	Southern Pine No. 2	2x8 - Sill Plate
Dimensional Lumber	Southern Pine No. 2	2x8 - Rim Joist
Dimensional Lumber	Southern Pine No. 2	6x2 - Top Wall Plate
Dimensional Lumber	Southern Pine No. 2	2x8 - Beam
Dimensional Lumber	Southern Pine No. 2	2x8 - Joist @ 16" O.C.
Dimensional Lumber	Southern Pine No. 2	2x6 - Header
Dimensional Lumber	Southern Pine No. 2	4x4 -Beam, Porch
Dimensional Lumber	Southern Pine No. 2	2x4 - Wall Stud
Dimensional Lumber	Southern Pine No. 2	2x8 - Ledger
Dimensional Lumber	Southern Pine No. 2	2x4 - Window Sill Plate

PROJECT: CEE-4850
DATE: 4/7/2023
DRAWN BY: SJR ENGINEERING
REVISION: IOWA CITY, IOWA 52242
PHONE: 319.335.5647
FAX: 319.335.5660
EMAIL: civil-hawks@iowa.edu

THE UNIVERSITY OF IOWA
CIVIL AND ENVIRONMENTAL ENGINEERING
4105 SEAMANS CENTER FOR THE
ENGINEERING ARTS AND SCIENCES
103 S CAPITOL ST
IOWA CITY, IOWA 52242
PHONE: 319.335.5647
FAX: 319.335.5660
EMAIL: civil-hawks@iowa.edu

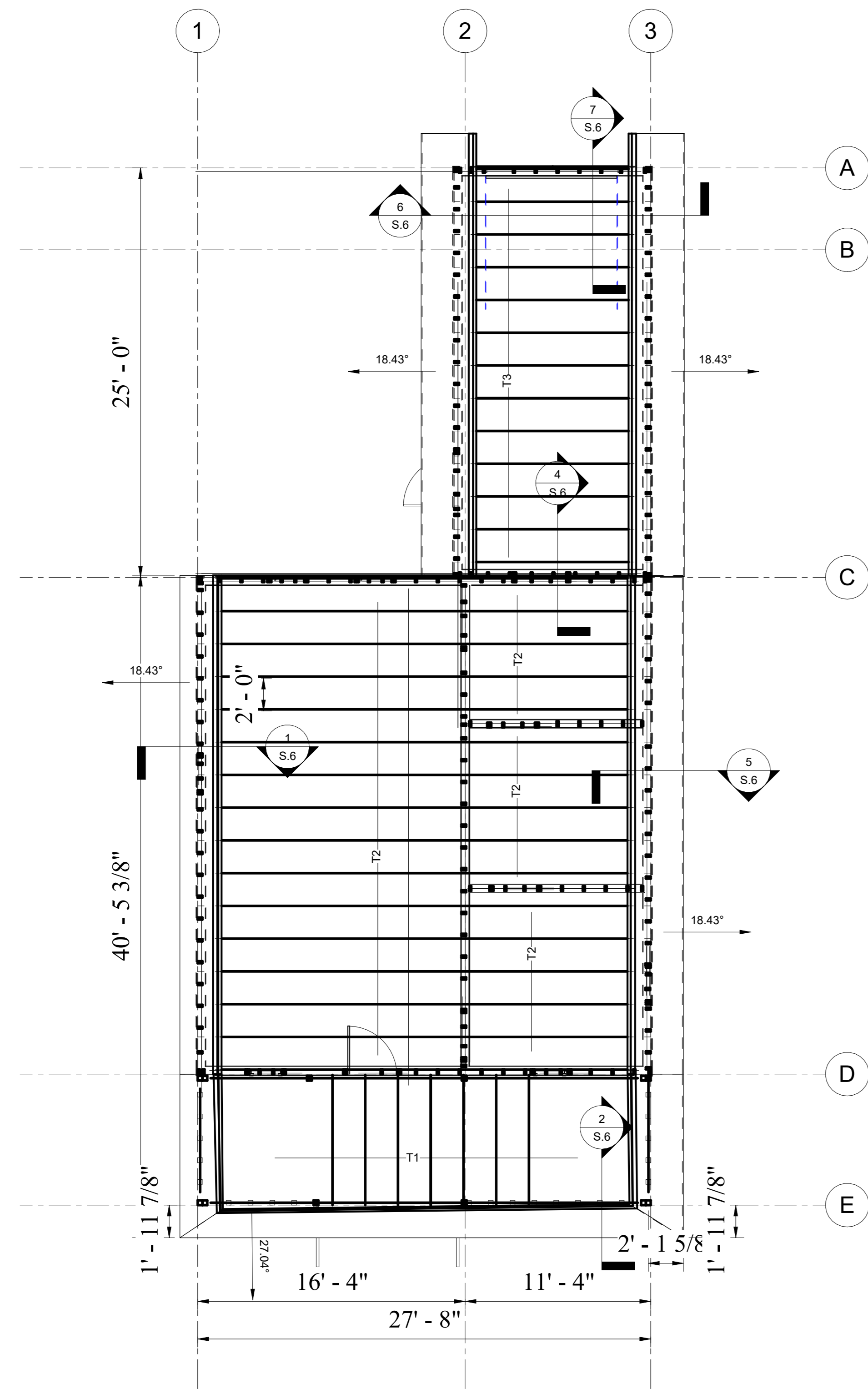
IOWA
CIVIL & ENVIRONMENTAL
ENGINEERING

EDUCATIONAL - NOT FOR CONSTRUCTION

Clinton Infill
Clinton,
IOWA

SHEET NAME
STRUCTURAL
LEVEL 1 FLOOR

SHEET NO.
S102



1 ROOF FRAMING PLAN
3/16" = 1'-0"

ROOF FRAMING

1. T2 = STANDARD SIMPLE FINK TRUSS SPACED 2' O.C.
2. ROOF TRUSS SLOPE DOWN AT 18% FROM CENTER WALL PLATE, EXTENDING 2' PAST EXTERIOR WALL HORIZONTALLY
3. T1 = PORCH ROOF TRUSS
4. T3 = GARAGE ROOF TRUSS

Truss Schedule		
Keynote	Type	Family
T1	Porch	Porch
T2	Main Roof	Simple Fink - 4/12 Slope
T3	Garage Roof	Simple Fink - 4/12 Slope

PROJECT: CEE-4850
DATE: 4/7/2023
DRAWN BY: SJR ENGINEERING
REVISION:

THE UNIVERSITY OF IOWA
CIVIL AND ENVIRONMENTAL ENGINEERING
4105 SEAMANS CENTER FOR THE
ENGINEERING ARTS AND SCIENCES
103 S CAPITOL ST
IOWA CITY, IOWA 52242
PHONE: 319.335.5647
FAX: 319.335.5660
EMAIL: civil-hawks@iowa.edu

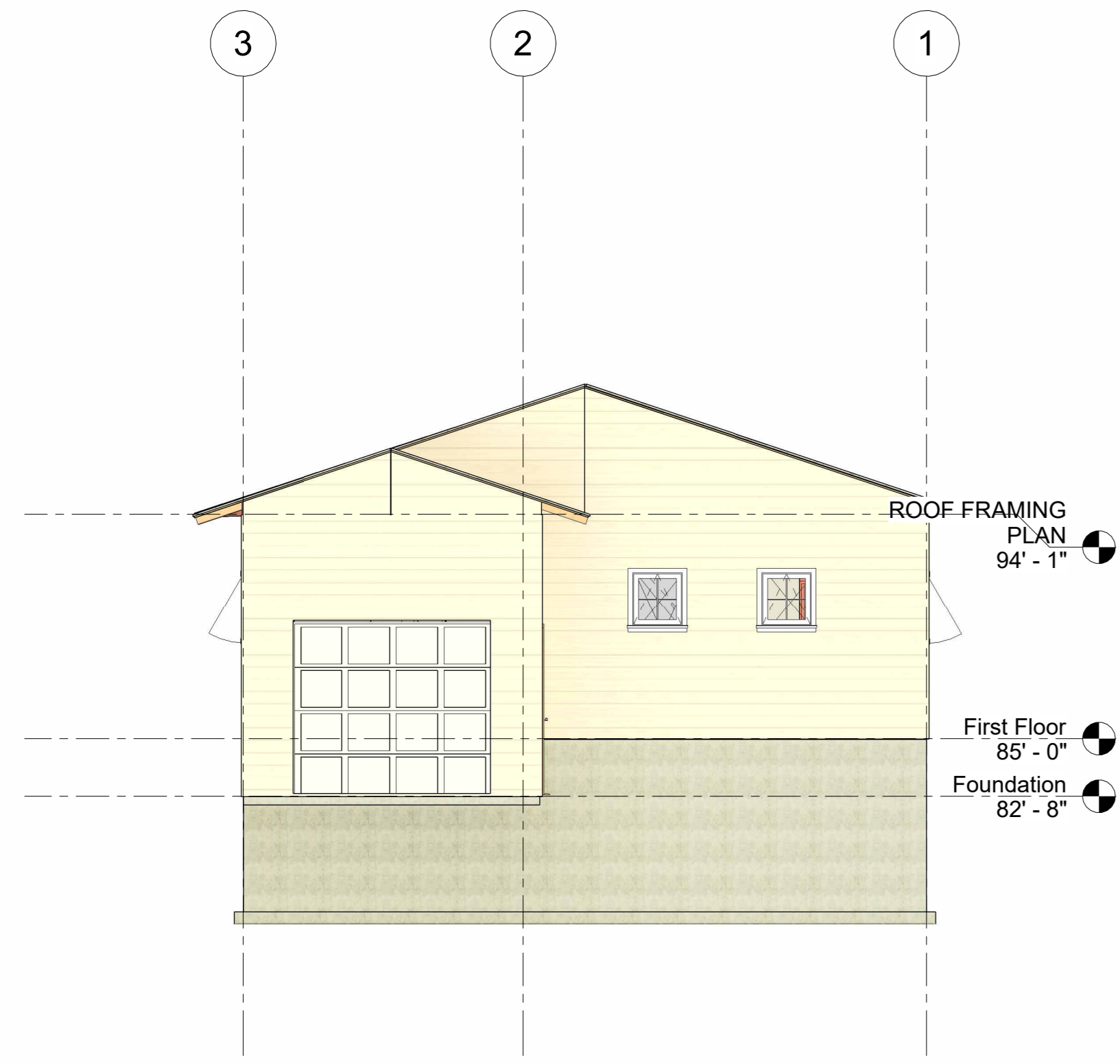


EDUCATIONAL - NOT FOR CONSTRUCTION

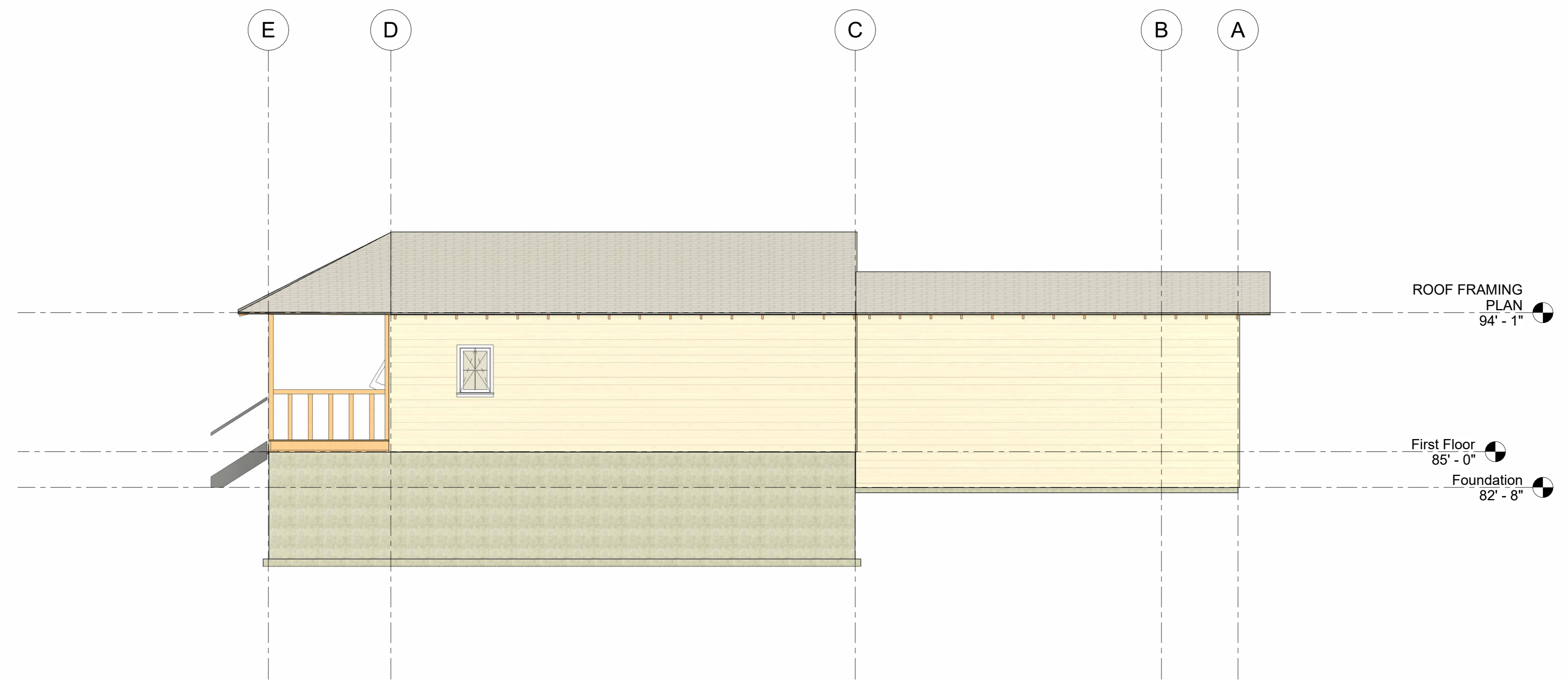
Clinton Infill
Clinton,
IOWA

SHEET NAME
STRUCTURAL
ROOF

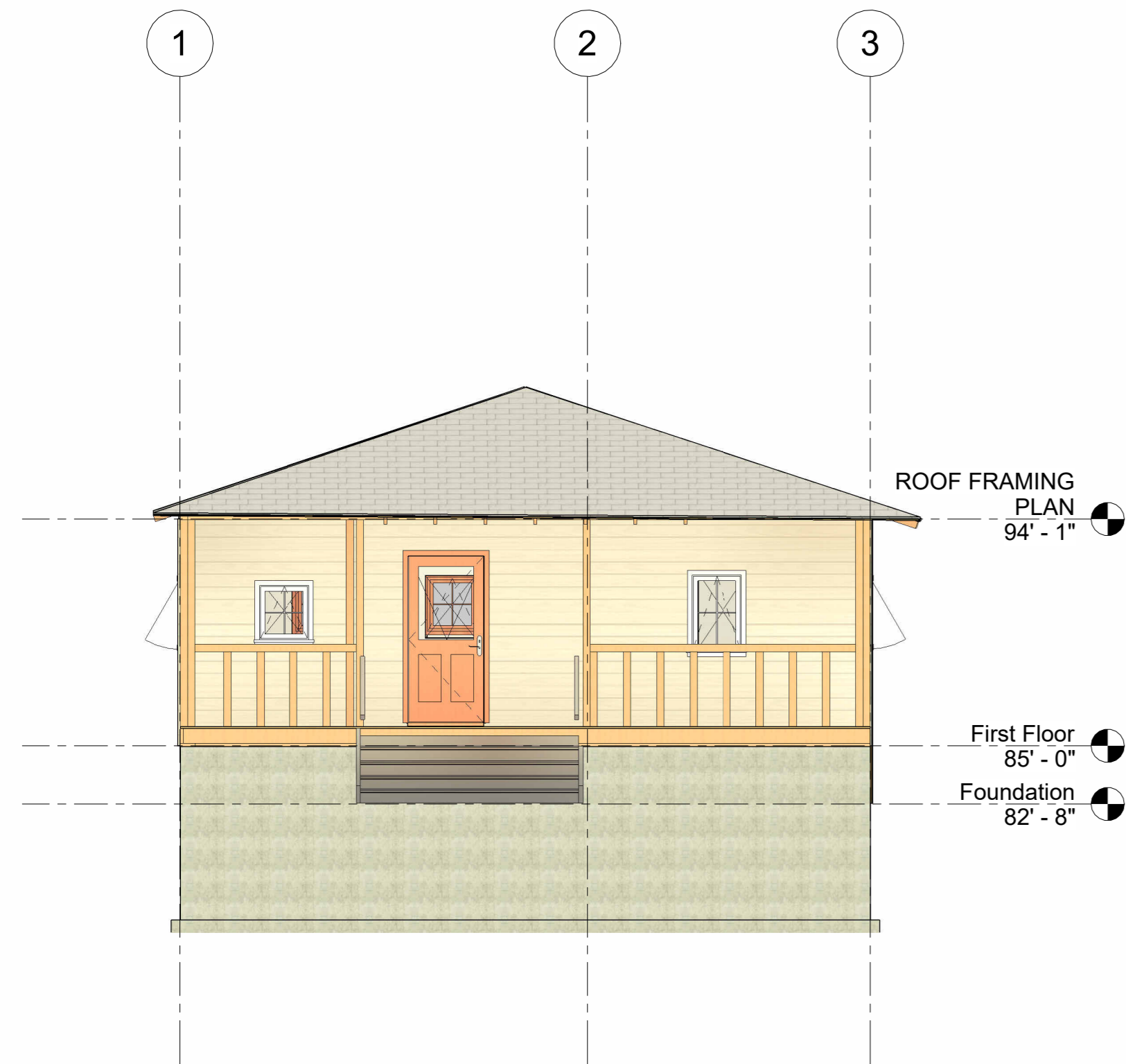
SHEET NO.
S103



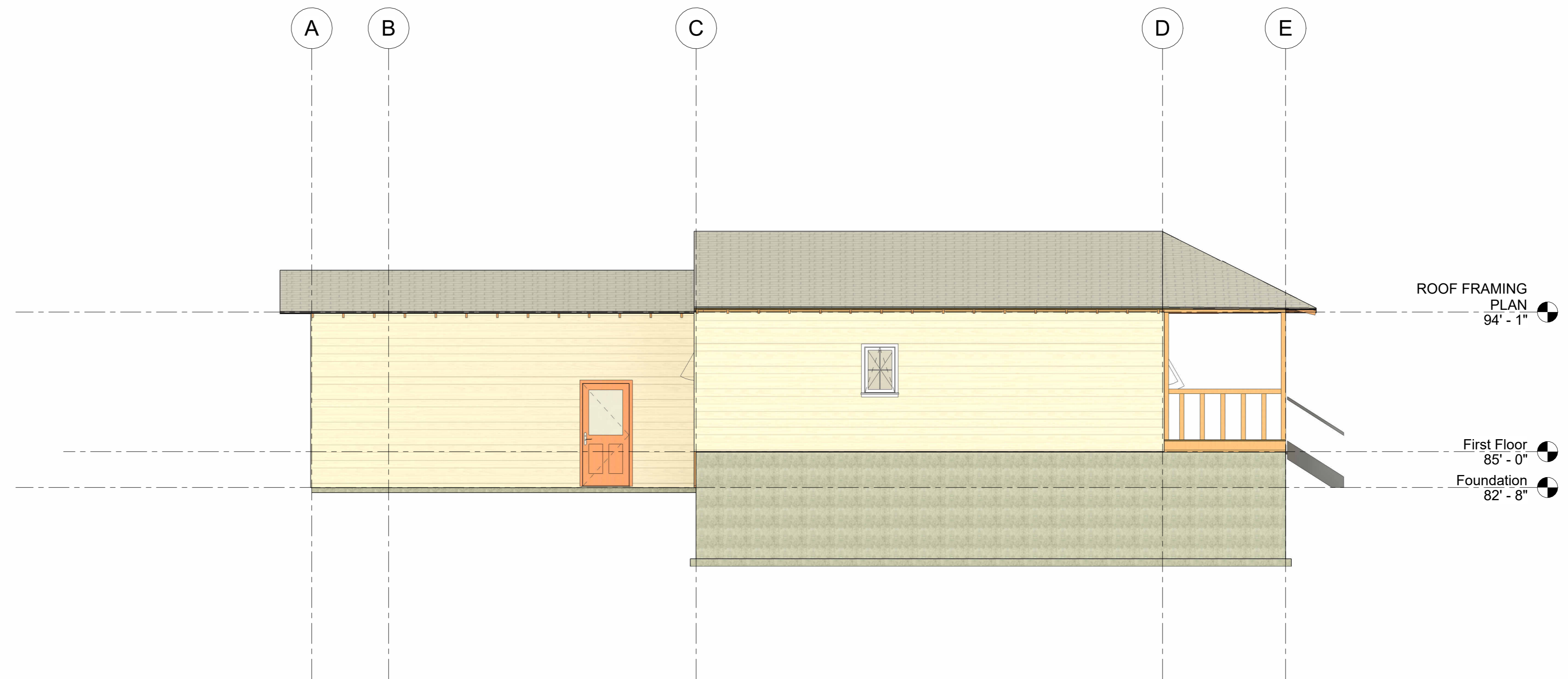
1 North
3/16" = 1'-0"



2 East
3/16" = 1'-0"



3 South
3/16" = 1'-0"



4 West
3/16" = 1'-0"

PROJECT: CEE-4850
DATE: 4/7/2023
DRAWN BY: SJR ENGINEERING
REVISION:

THE UNIVERSITY OF IOWA
4105 SEAMANS CENTER FOR THE
ENGINEERING ARTS AND SCIENCES
103 S CAPITOL ST
IOWA CITY, IOWA 52242
PHONE: 319.335.5647
FAX: 319.335.5660
EMAIL: civil-hawks@iowa.edu

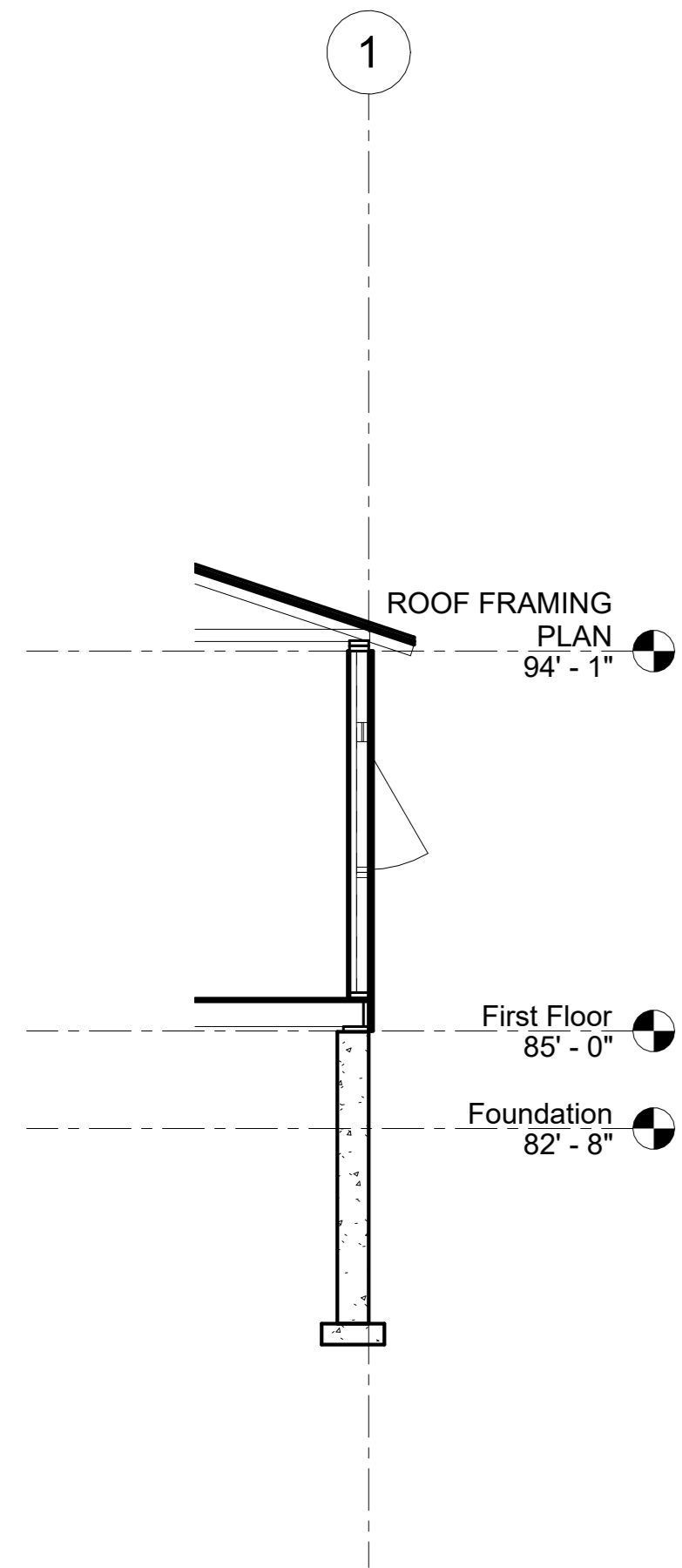
IOWA
CIVIL & ENVIRONMENTAL
ENGINEERING

EDUCATIONAL - NOT
FOR CONSTRUCTION

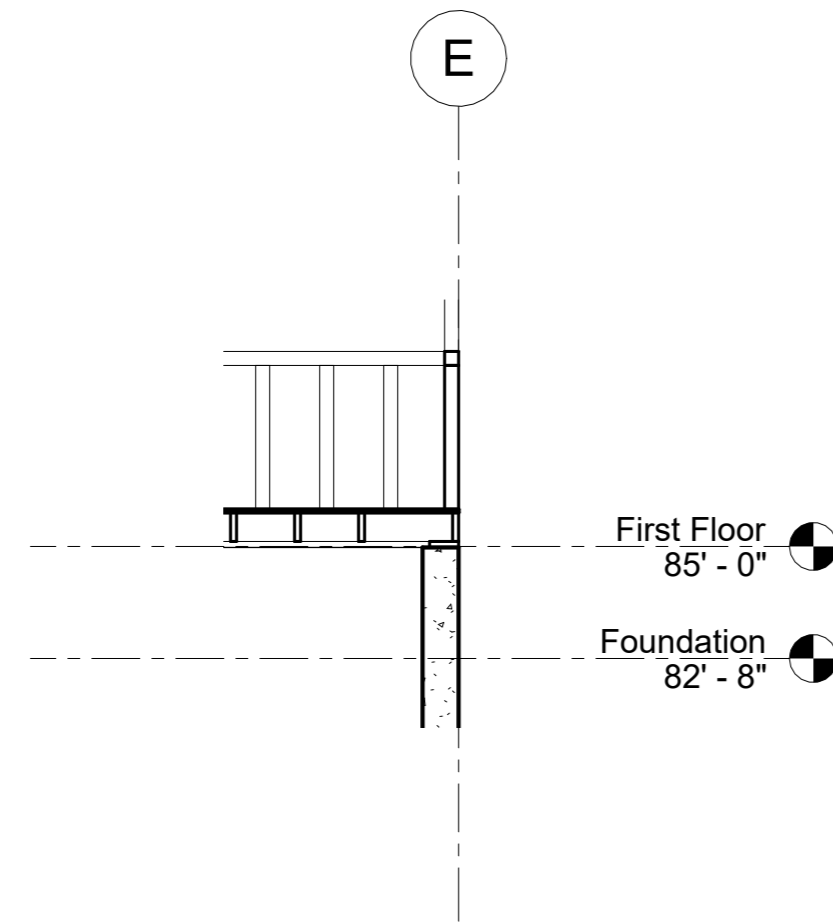
Clinton Infill
Clinton,
IOWA

SHEET NAME
ELEVATION
VIEWS

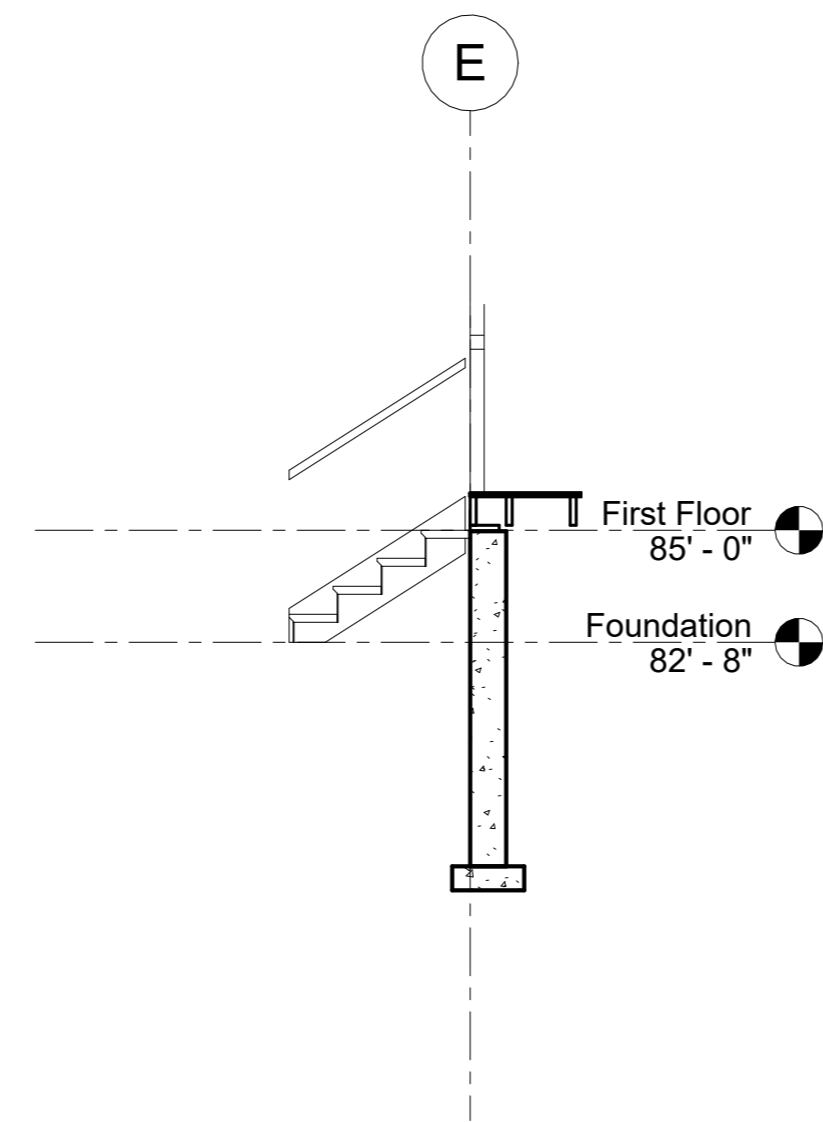
SHEET NO.
S201



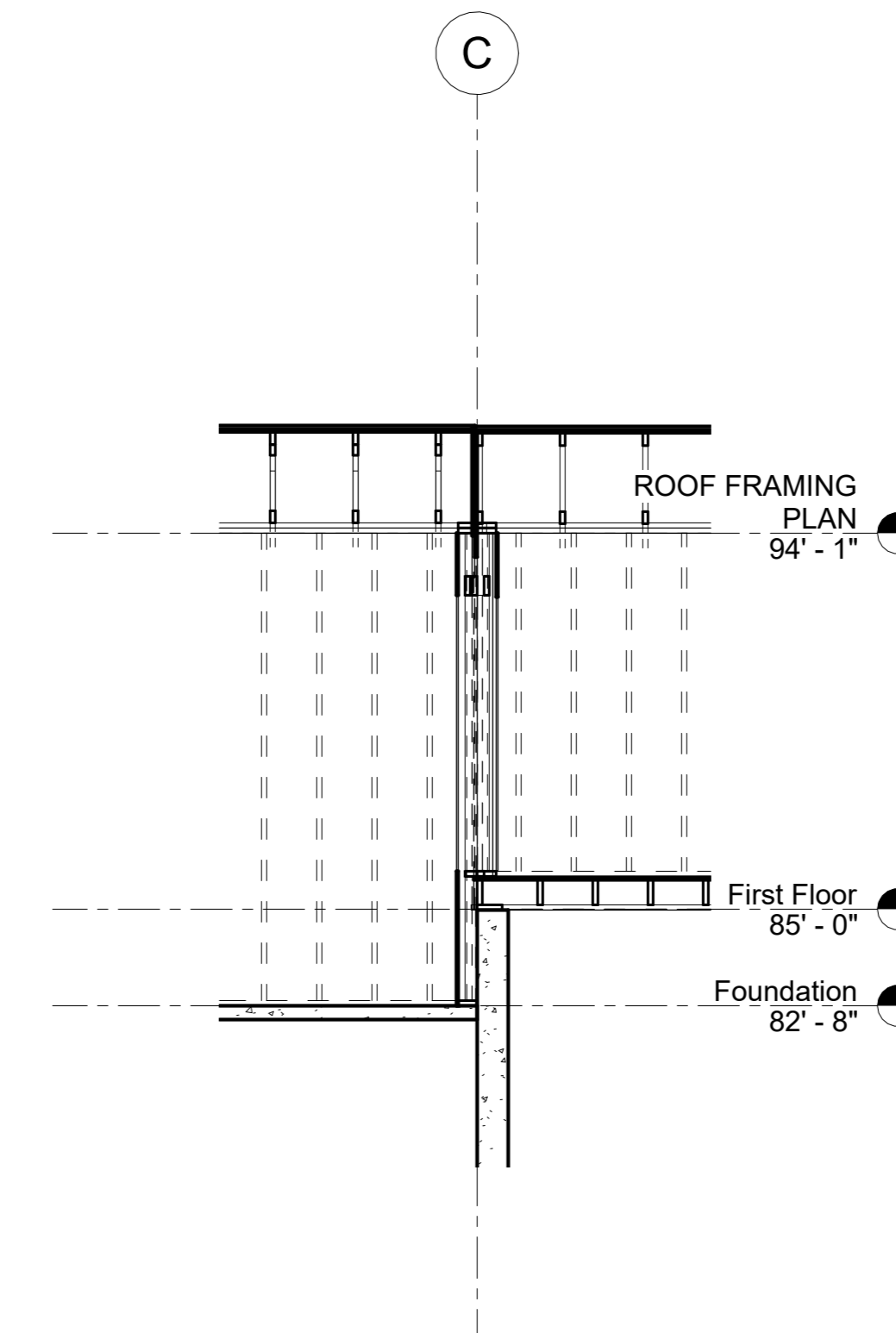
1 Exterior Wall
1/4" = 1'-0"



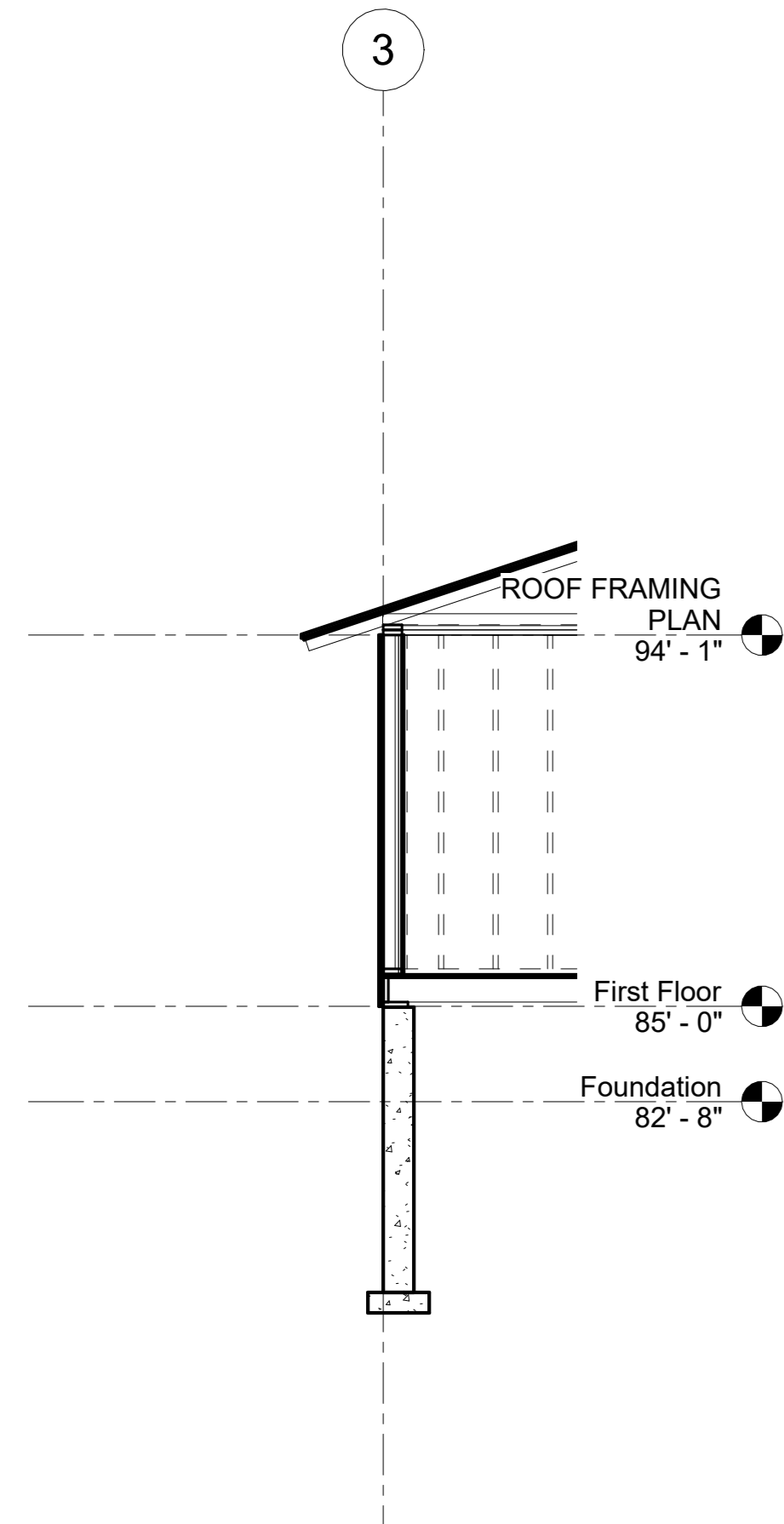
2 Porch Railing
1/4" = 1'-0"



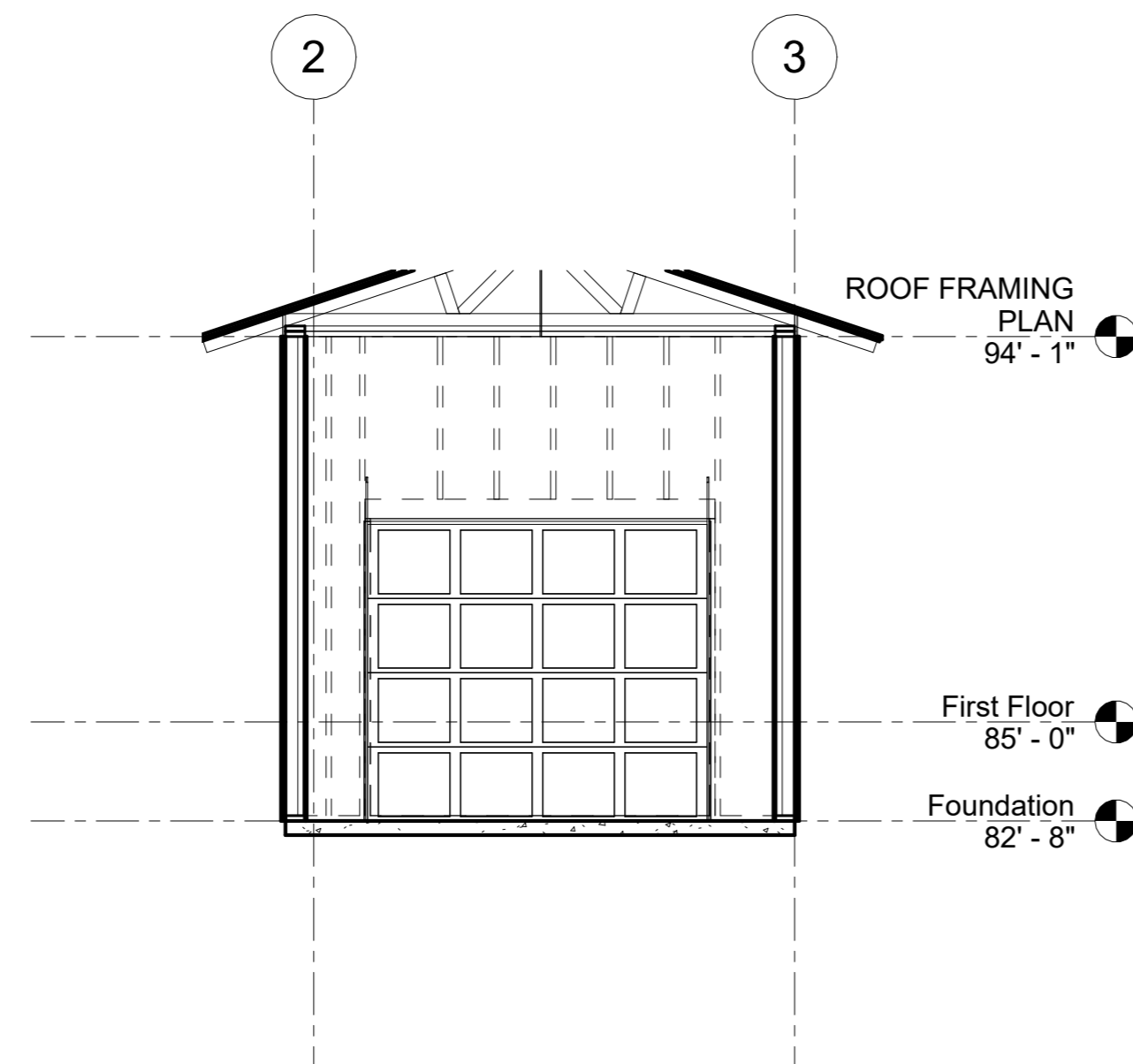
3 Porch Stairs
1/4" = 1'-0"



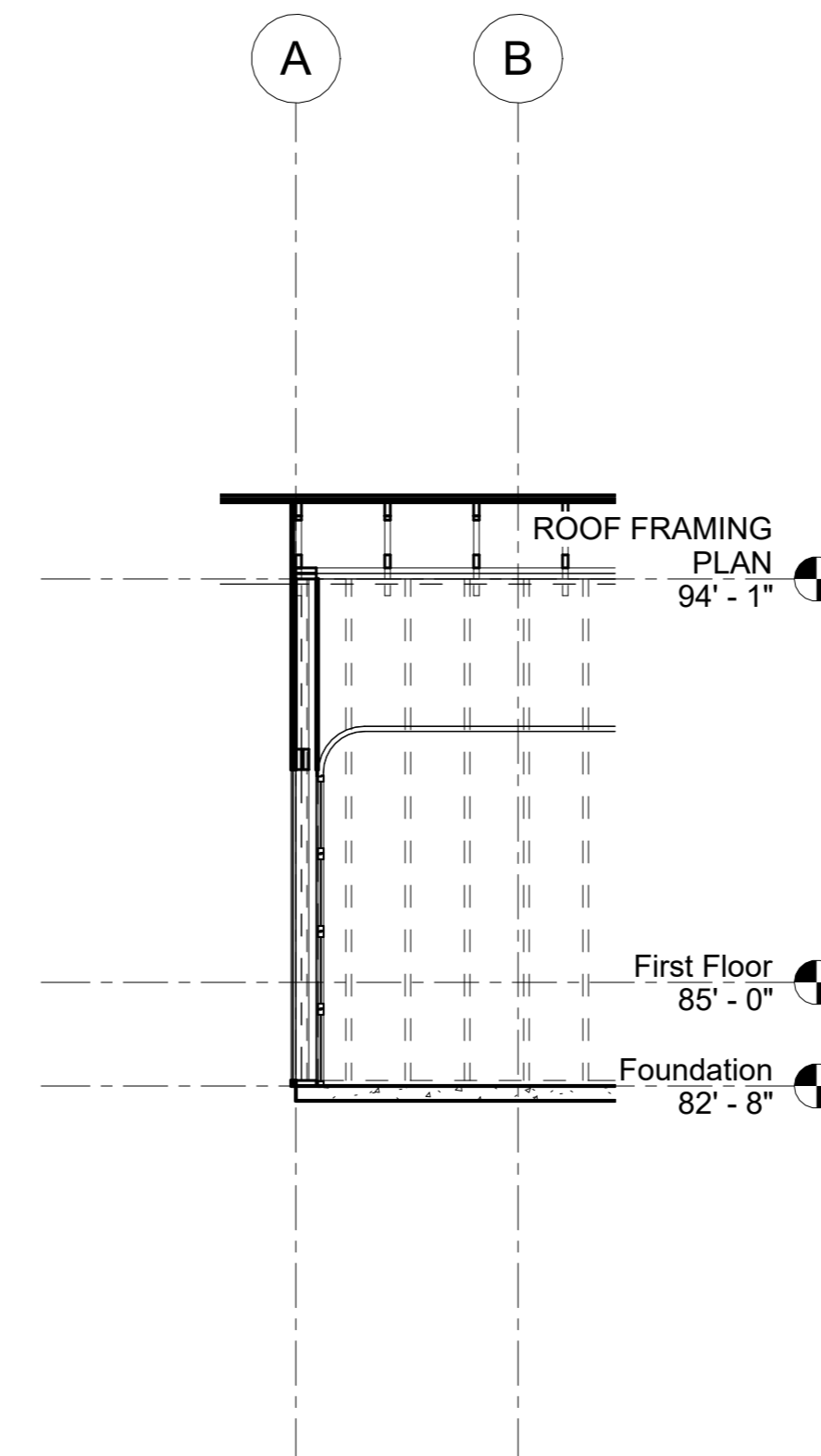
4 Wall Studs and Roof Truss
1/4" = 1'-0"



5 Wall Studs with Sloped Roof
1/4" = 1'-0"



6 Garage Door
1/4" = 1'-0"



7 Garage Wall Framing
1/4" = 1'-0"

PROJECT: CEE-4850
DATE: 4/7/2023
DRAWN BY: SJR ENGINEERING
REVISION:

THE UNIVERSITY OF IOWA
4105 SEAMANS CENTER FOR THE
ENGINEERING ARTS AND SCIENCES
103 S CAPITOL ST
IOWA CITY, IOWA 52242
PHONE: 319.335.5647
FAX: 319.335.5660
EMAIL: civil-hawks@iowa.edu

IOWA
CIVIL AND ENVIRONMENTAL
ENGINEERING

EDUCATIONAL - NOT
FOR CONSTRUCTION

Clinton Infill
Clinton,
IOWA

SHEET NAME
SECTIONS

SHEET NO.
S301

GENERAL NOTES


1. THE STRUCTURAL PLANS AND SPECIFICATIONS, TO THE BEST OF OUR KNOWLEDGE, COMPLY WITH THE APPLICABLE REQUIREMENTS OF THE INTERNATIONAL BUILDING CODE 2018 AND THE STATE OF IOWA AMENDMENTS.
2. ALL LOADS ARE DESIGNED FOR RISK CATEGORY II. LOADING CALCULATIONS ARE INCLUDED IN PROJECT REPORT.
 - A. UNBALANCED SNOW LOAD = 47 PSF
 - B. LIVE LOAD, ROOF = 20 PSF
 - C. LIVE LOAD, RESIDENTIAL = 40 PSF
 - D. LIVE LOAD, PORCH = 5 PSF
 - E. DEAD LOAD, UPPER ROOF = 6.3 PSF
 - F. DEAD LOAD, LOWER ROOF = 14 PSF
 - G. DEAD LOAD, BATHROOM = 19 PSF
 - H. DEAD LOAD, HARDWOOD = 14 PSF

IBC 2018 LOAD CALCULATION REQUIREMENTS

1. 1603.1.1 FLOOR LIVE LOAD
 - A. THE UNIFORMLY DISTRIBUTED, CONCENTRATED AND IMPACT FLOOR LIVE LOAD USED IN THE DESIGN SHALL BE INDICATED FOR FLOOR AREAS. USE OF LIVE LOAD REDUCTION IN ACCORDANCE WITH SECTION 1607.11 SHALL BE INDICATED FOR EACH TYPE OF LIVE LOAD USE IN THE DESIGN.
2. 1603.1.2 ROOF LIVE LOAD
 - A. THE ROOF LIVE LOAD USED IN THE DESIGN SHALL BE INDICATED FOR ROOF AREAS (SECTION 1607.13).
3. 1603.1.3 ROOF SNOW LOAD DATA
 - A. THE GROUND SNOW LOAD, PG, SHALL BE INDICATED. IN AREAS WHERE THE GROUND SNOW LOAD, PG, EXCEEDS 10 POUNDS PER SQUARE FOOT (PSF) (0.479 KN/M²), THE FOLLOWING ADDITIONAL INFORMATION SHALL ALSO BE PROVIDED, REGARDLESS OF WHETHER SNOW LOADS GOVERN THE DESIGN OF THE ROOF:
 1. FLAT-ROOF SNOW LOAD, PF = 36 PSF
 2. SNOW EXPOSURE FACTOR, CE = 1
 3. SNOW LOAD IMPORTANCE FACTOR, IS = 1
 4. THERMAL FACTOR, CT = 1.1
 5. SLOPE FACTOR(S), CS = 1
4. 1603.1.4 WIND DESIGN DATA
 - A. THE FOLLOWING INFORMATION RELATED TO WIND LOADS SHALL BE SHOWN, REGARDLESS OF WHETHER WIND LOADS GOVERN THE DESIGN OF THE LATERAL FORCE-RESISTING SYSTEM OF THE STRUCTURE:
 1. BASIC DESIGN WIND SPEED, V, = 108 MPH
 2. RISK CATEGORY = II
 3. WIND EXPOSURE = B
 4. APPLICABLE INTERNAL PRESSURE COEFFICIENT = +/- 0.18
 5. DESIGN WIND PRESSURES TO BE USED FOR EXTERIOR COMPONENT AND CLADDING MATERIALS NOT SPECIFICALLY DESIGNED BY THE REGISTERED DESIGN PROFESSIONAL RESPONSIBLE FOR THE DESIGN OF THE STRUCTURE.

GENERAL SITEWORK NOTES

1. ALL SITE WORK SHALL BE COMPLETED IN COMPLIANCE WITH THE IOWA STATEWIDE URBAN DESIGN AND SPECIFICATIONS MANUAL.
2. LOCATIONS OF THE EXISTING UTILITIES ARE UNKNOWN, CONTRACTOR IS RESPONSIBLE FOR COORDINATION OF UTILITIES.
3. CONTRACTOR SHALL CONTACT IOWA ONE CALL 48 HOURS IN ADVANCE TO EXCAVATION.
4. ALL SITE WORK SHALL BE IN COMPLIANCE WITH ALLAMAKEE COUNTY CODE.
5. THE CONTRACTOR SHALL PLACE SILT FENCE AROUND THE LIMITS OF DISTURBANCE PRIOR TO CONSTRUCTION.
6. THE CONTRACTOR SHALL PLACE REQUIRED TRAFFIC CONTROL DEVICES PRIOR TO CONSTRUCTION IN ACCORDANCE TO THE MANUAL OF UNIFORM TRAFFIC CONTROL DEVICES FOR STREETS AND HIGHWAYS.



① (3D)

PROJECT: CEE-4850
DATE: 4/7/2023
DRAWN BY: SJR ENGINEERING
REVISION:

THE UNIVERSITY OF IOWA
CIVIL AND ENVIRONMENTAL ENGINEERING
4105 SEAMANS CENTER FOR THE
ENGINEERING ARTS AND SCIENCES
103 S CAPITOL ST
IOWA CITY, IOWA 52242
PHONE: 319.335.5647
FAX: 319.335.5660
EMAIL: civil-haws@uiowa.edu

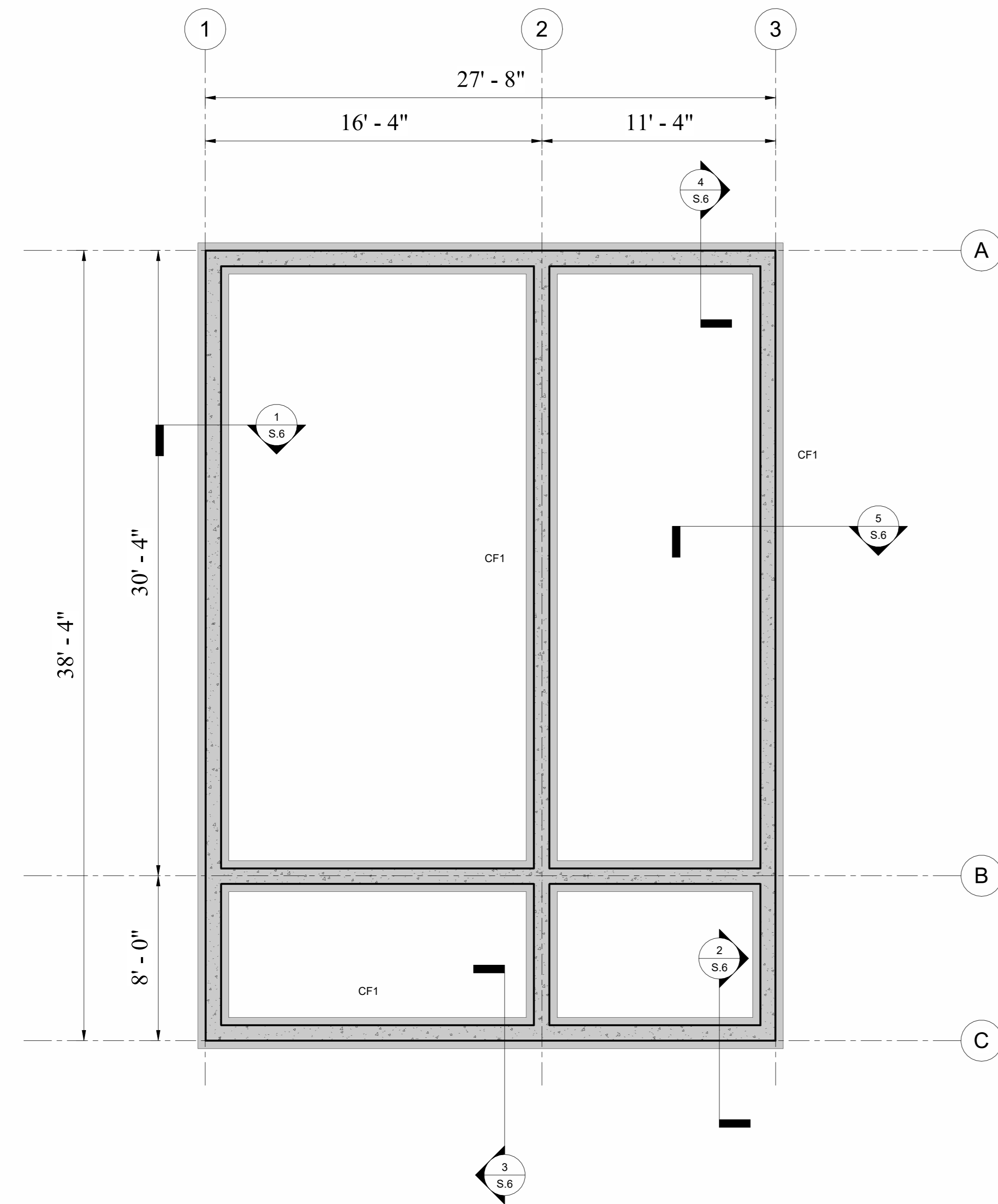
IOWA
CIVIL & ENVIRONMENTAL
ENGINEERING

EDUCATIONAL - NOT
FOR CONSTRUCTION

Clinton Infill
Clinton,
IOWA

SHEET NAME
GENERAL
1-STORY NO GARAGE

SHEET NO.
S001



① Foundation
1/4" = 1'-0"

FOUNDATION WALL

1. COMPRISED OF CAST-IN-PLACE CONCRETE
2. TOP OF FOUNDATION WALL = 0' - 0"
3. TOP OF SLAB = 0' - 0"
4. FOUNDATION WALL WIDTH = 9"
5. FOUNDATION WALL EXTENDS FROM BOTTOM OF SLAB TO TOP OF CONTINUOUS FOOTING

CONTINUOUS FOOTING

1. COMPRISED OF CAST-IN-PLACE CONCRETE
2. FOUNDATION WALL EXTENDS FROM BOTTOM OF SLAB TO TOP OF CONTINUOUS FOOTING
3. TOP OF CONTINUOUS FOOTING = 4' - 8" BELOW GRADE
4. CONTINUOUS FOOTING SPANS UNDER EACH FOUNDATION WALL
5. FOOTING WIDTH = 18" RESTING O.C. BENEATH FOUNDATION WALL
6. FOOTING DEPTH = 6" THICK

Continuous Wall Footing Schedule		
Mark	Width	Thickness
CF1	1' - 6"	6"

PROJECT: CEE-4850
DATE: 4/7/2023
DRAWN BY: SJR ENGINEERING
REVISION:

THE UNIVERSITY OF IOWA
CIVIL AND ENVIRONMENTAL ENGINEERING
4105 SEAMANS CENTER FOR THE ENGINEERING ARTS AND SCIENCES
103 S CAPITOL ST
IOWA CITY, IOWA 52242
PHONE: 319.335.5647
FAX: 319.335.5660
EMAIL: civil-hawks@iowa.edu

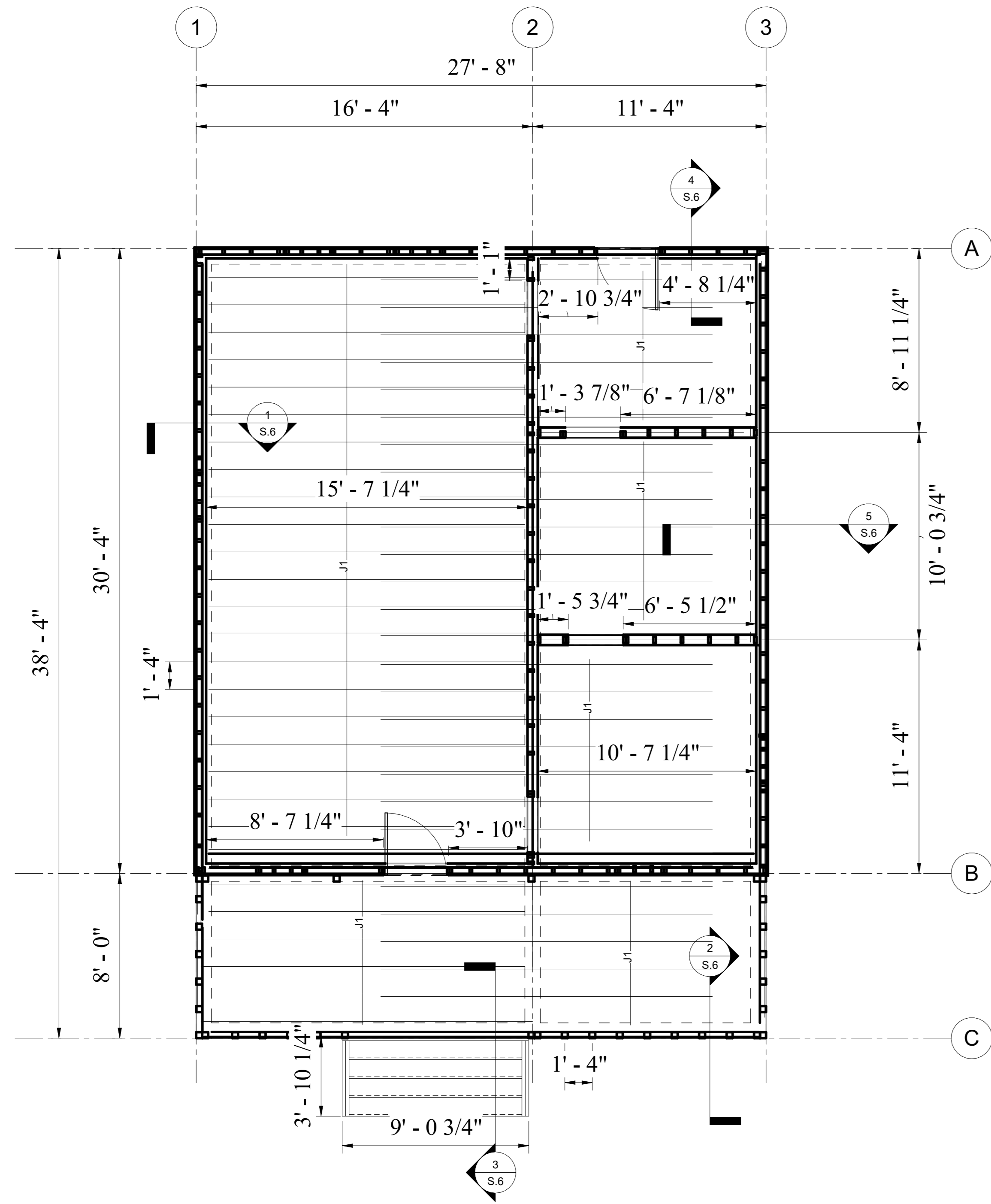


EDUCATIONAL - NOT FOR CONSTRUCTION

Clinton Infill
Clinton,
IOWA

SHEET NAME
STRUCTURAL
FOUNDATION FLOOR

SHEET NO.
S101



① First Floor
1/4" = 1'-0"

JOIST FRAMING

1. J1 = 2" X 8" DIMENSIONAL LUMBER @ 16" O.C.

WALL STUDS

1. 2" X 4" DIMENSIONAL LUMBER @ 16" O.C.

WOOD FLOORING

1. 3/4" OSB SHEATHING ON FIRST LEVEL FLOORING AND PORCH

FRAMING

1. WALL THICKNESS = 6"
2. 7" STAIRS @ 9'-0 3/4" WIDTH TO PORCH AT ELEVATION OF 2' 4"
3. PORCH RAILING COLUMNS = 4" X 4" DIMENSIONAL LUMBER @ 16" O.C.
4. REFER TO ARCHITECTURAL PLANS FOR WINDOW AND DOOR OPENING SIZES AND LOCATIONS

Framing Schedule		
Family	Structural Material	Type
Dimensional Lumber	Southern Pine No. 2	2x8 - Sill Plate
Dimensional Lumber	Southern Pine No. 2	2x8 - Rim Joist
Dimensional Lumber	Southern Pine No. 2	6x2 - Top Wall Plate
Dimensional Lumber	Southern Pine No. 2	2x8 - Beam
Dimensional Lumber	Southern Pine No. 2	2x8 - Joist @ 16" O.C.
Dimensional Lumber	Southern Pine No. 2	2x6 - Header
Dimensional Lumber	Southern Pine No. 2	4x4 -Beam, Porch
Dimensional Lumber	Southern Pine No. 2	2x4 - Wall Stud
Dimensional Lumber	Southern Pine No. 2	2x8 - Ledger
Dimensional Lumber	Southern Pine No. 2	2x4 - Window Sill Plate

PROJECT: CEE-4850
DATE: 4/7/2023
DRAWN BY: SJR ENGINEERING
REVISION:

THE UNIVERSITY OF IOWA
CIVIL AND ENVIRONMENTAL ENGINEERING
4105 SEAMANS CENTER FOR THE
ENGINEERING ARTS AND SCIENCES
103 S CAPITOL ST
IOWA CITY, IOWA 52242
PHONE: 319.335.5647
FAX: 319.335.5660
EMAIL: civil-hawks@iowa.edu

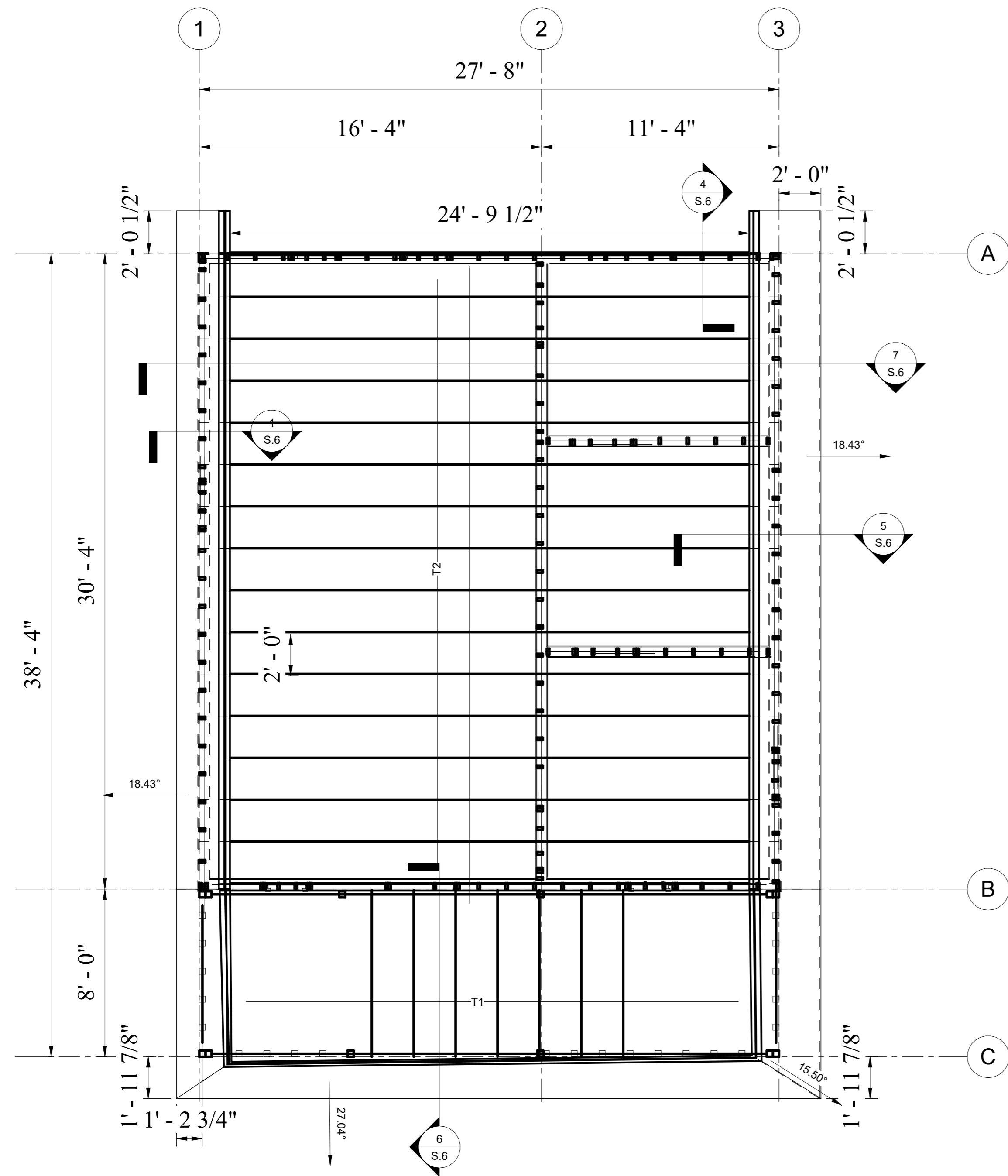


EDUCATIONAL - NOT FOR CONSTRUCTION

Clinton Infill
Clinton,
IOWA

SHEET NAME
STRUCTURAL
LEVEL 1 FLOOR

SHEET NO.
S102



① Floor 2
1/4" = 1'-0"

ROOF FRAMING

1. T2 = STANDARD SIMPLE FINK OR W TRUSS, SPACED 2' O.C.
2. ROOF TRUSS SLOPE DOWN AT 18% FROM CENTER WALL PLATE, EXTENDING 2' PAST EXTERIOR WALL HORIZONTALLY
3. T1 = PORCH ROOF

Truss Schedule		
Keynote	Type	Family
T1	Porch	Porch
T2	Main Roof	Simple Fink - 4/12 Slope

PROJECT: CEE-4850
 DATE: 4/7/2023
 DRAWN BY: SJR ENGINEERING
 REVISION:

THE UNIVERSITY OF IOWA
 CIVIL AND ENVIRONMENTAL ENGINEERING
 4105 SEAMANS CENTER FOR THE
 ENGINEERING ARTS AND SCIENCES
 103 S CAPITOL ST
 IOWA CITY, IOWA 52242
 PHONE: 319.335.5647
 FAX: 319.335.5660
 EMAIL: civil-hawks@iowa.edu

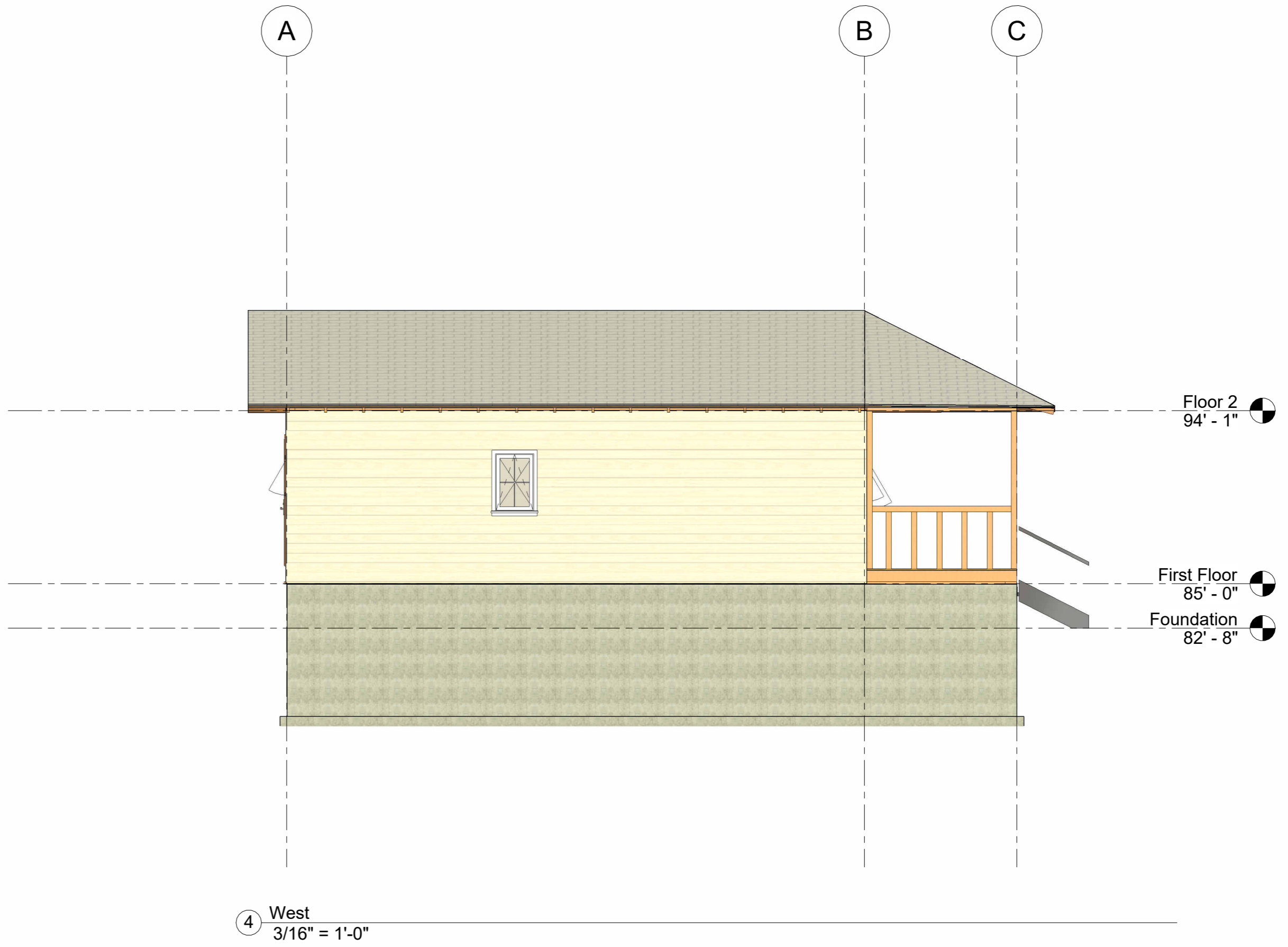
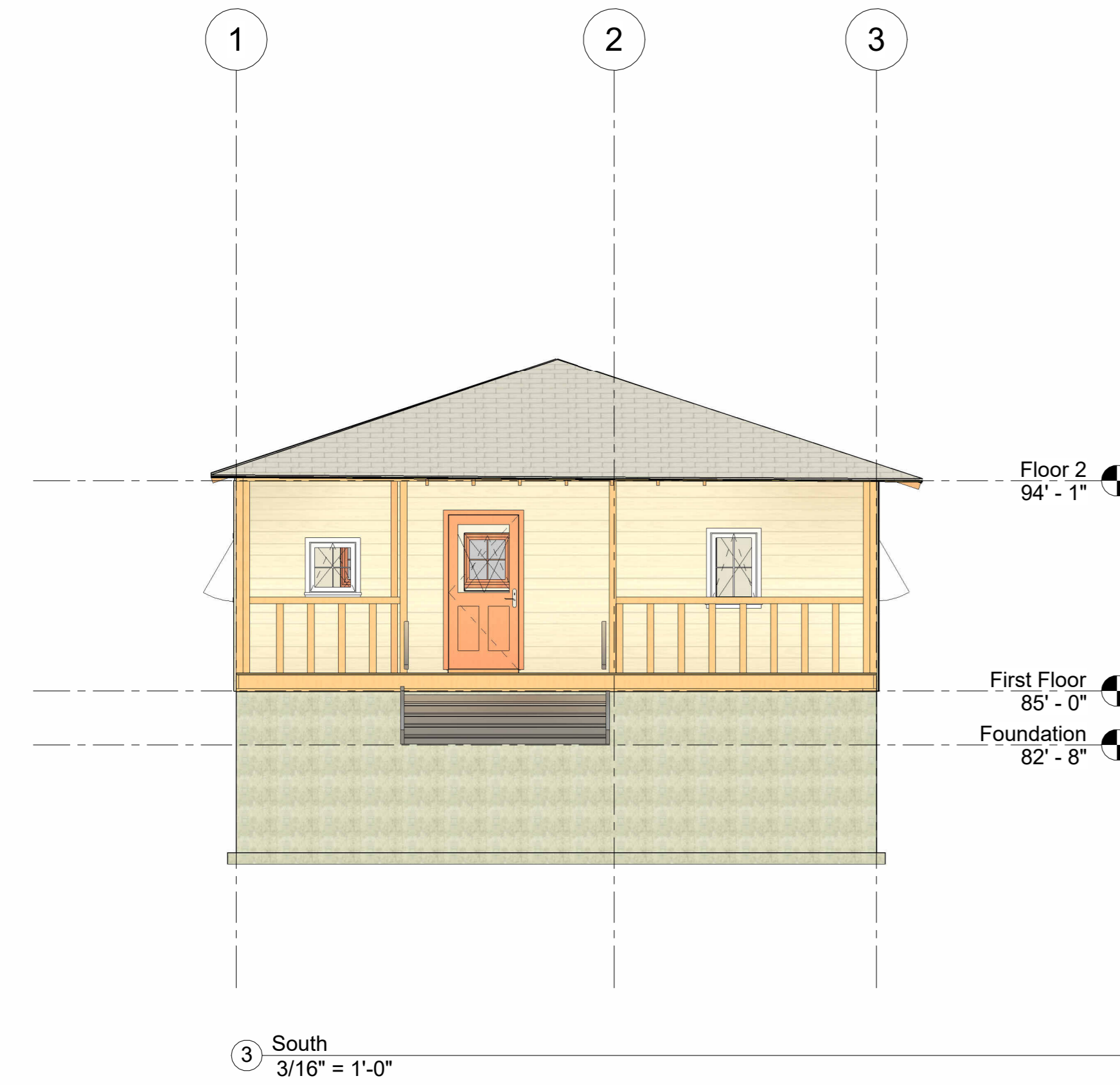
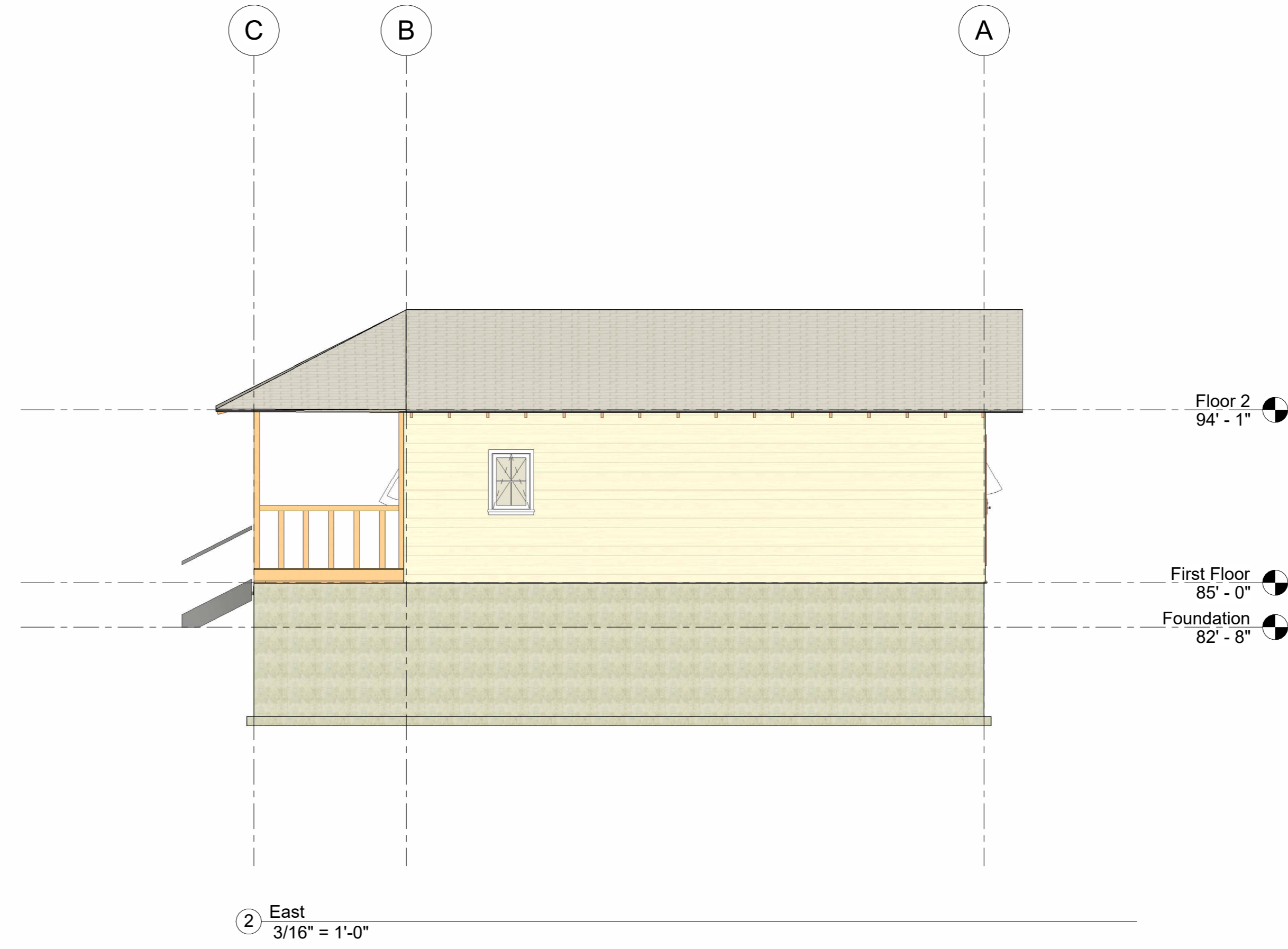
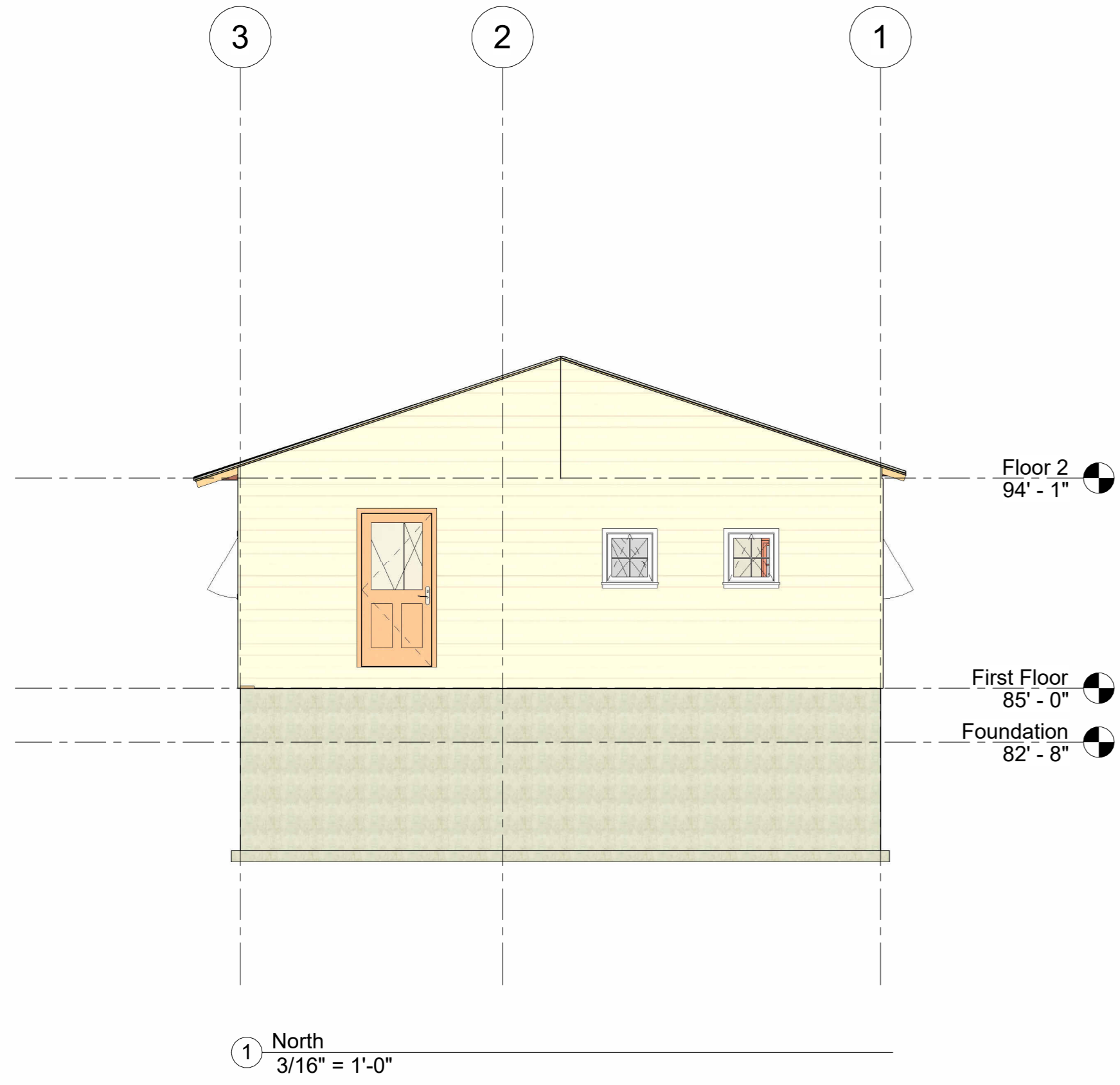


EDUCATIONAL - NOT FOR CONSTRUCTION

Clinton Infill
 Clinton,
 IOWA

SHEET NAME
 STRUCTURAL
 ROOF

SHEET NO.
S103



PROJECT:	CEE-4850
DATE:	4/7/2023
DRAWN BY:	SJR ENGINEERING
REVISION:	

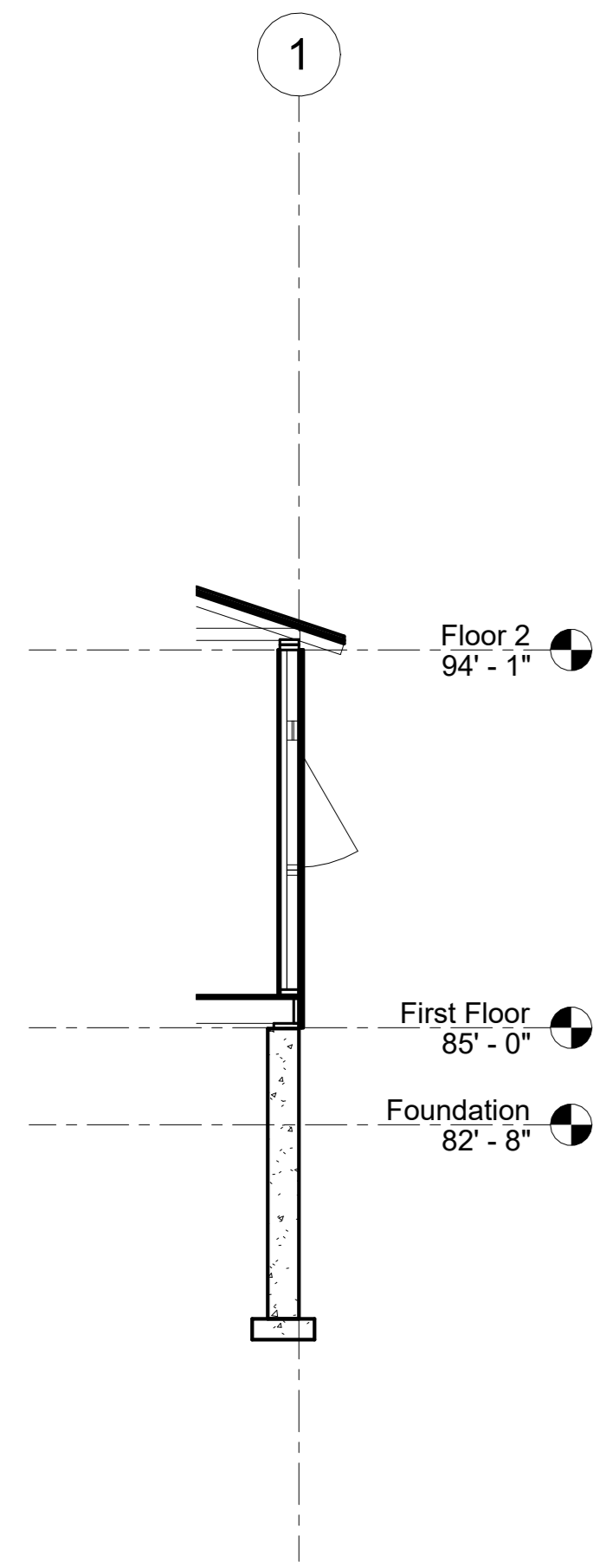
THE UNIVERSITY OF IOWA
 CIVIL AND ENVIRONMENTAL ENGINEERING
 4105 SEAMANS CENTER FOR THE
 ENGINEERING ARTS AND SCIENCES
 103 S CAPITOL ST
 IOWA CITY, IOWA 52242
 PHONE: 319.335.5647
 FAX: 319.335.5660
 EMAIL: civil-hawks@iowa.edu



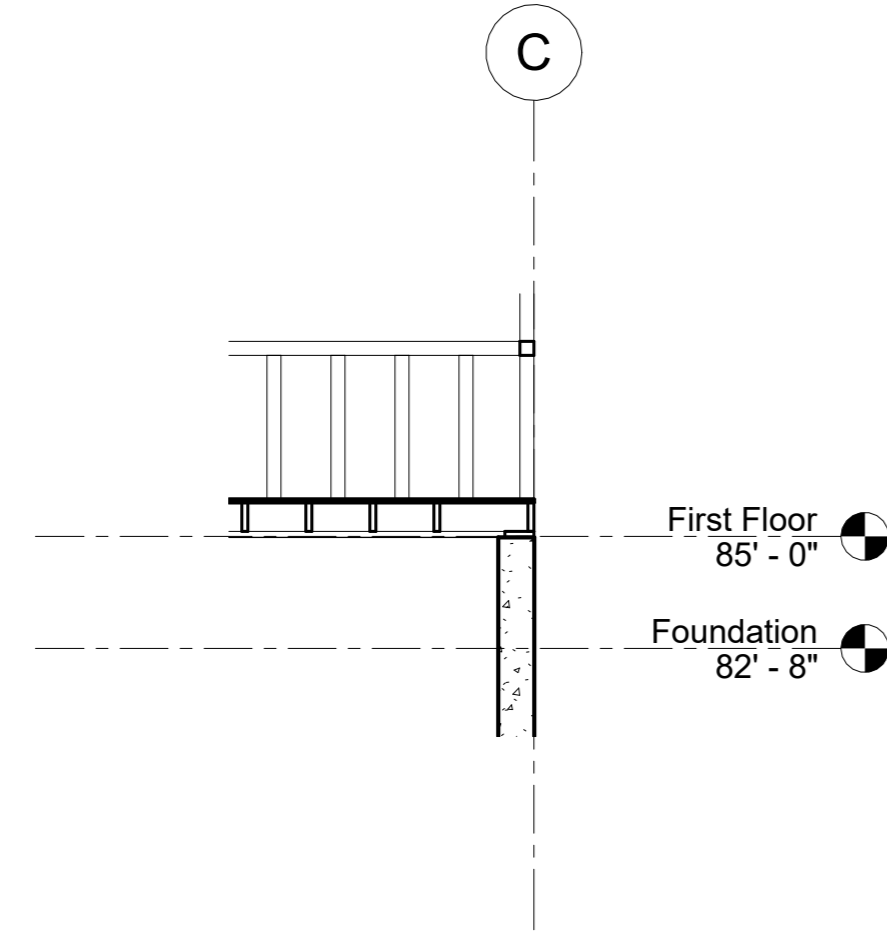
EDUCATIONAL - NOT FOR CONSTRUCTION

Clinton Infill
 Clinton,
 IOWA

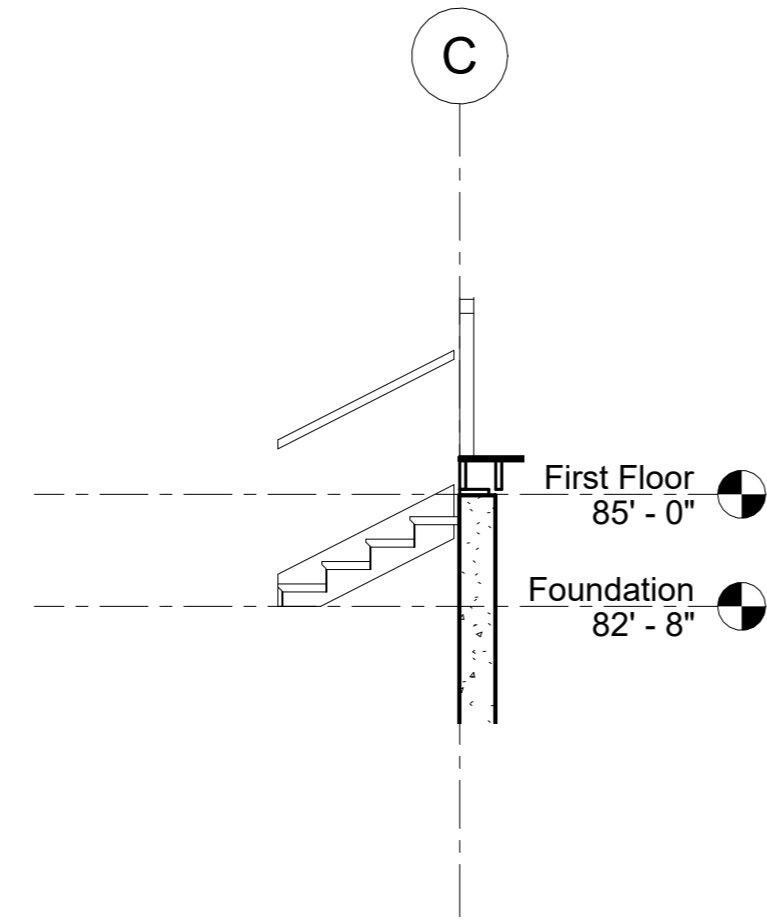
SHEET NAME
 ELEVATION
 VIEWS
 SHEET NO.
S201



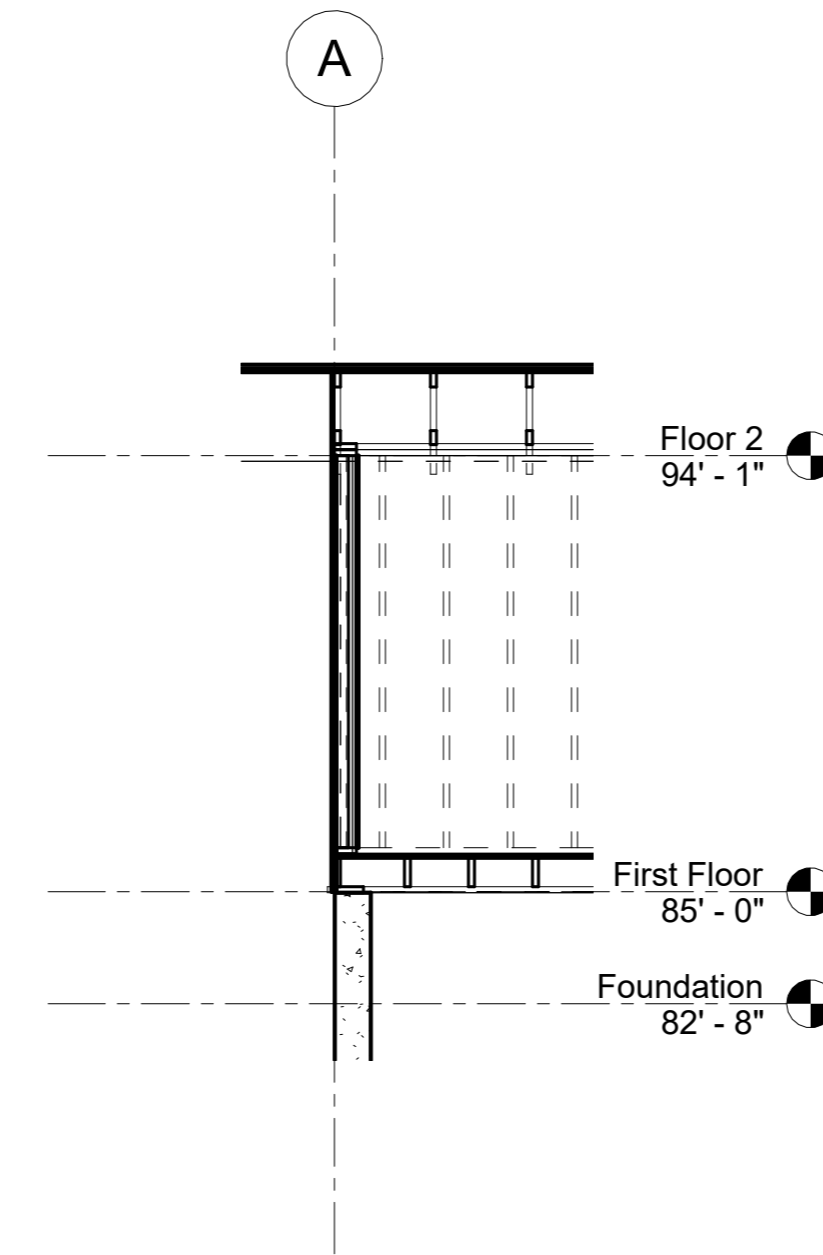
1 Exterior Wall
1/4" = 1'-0"



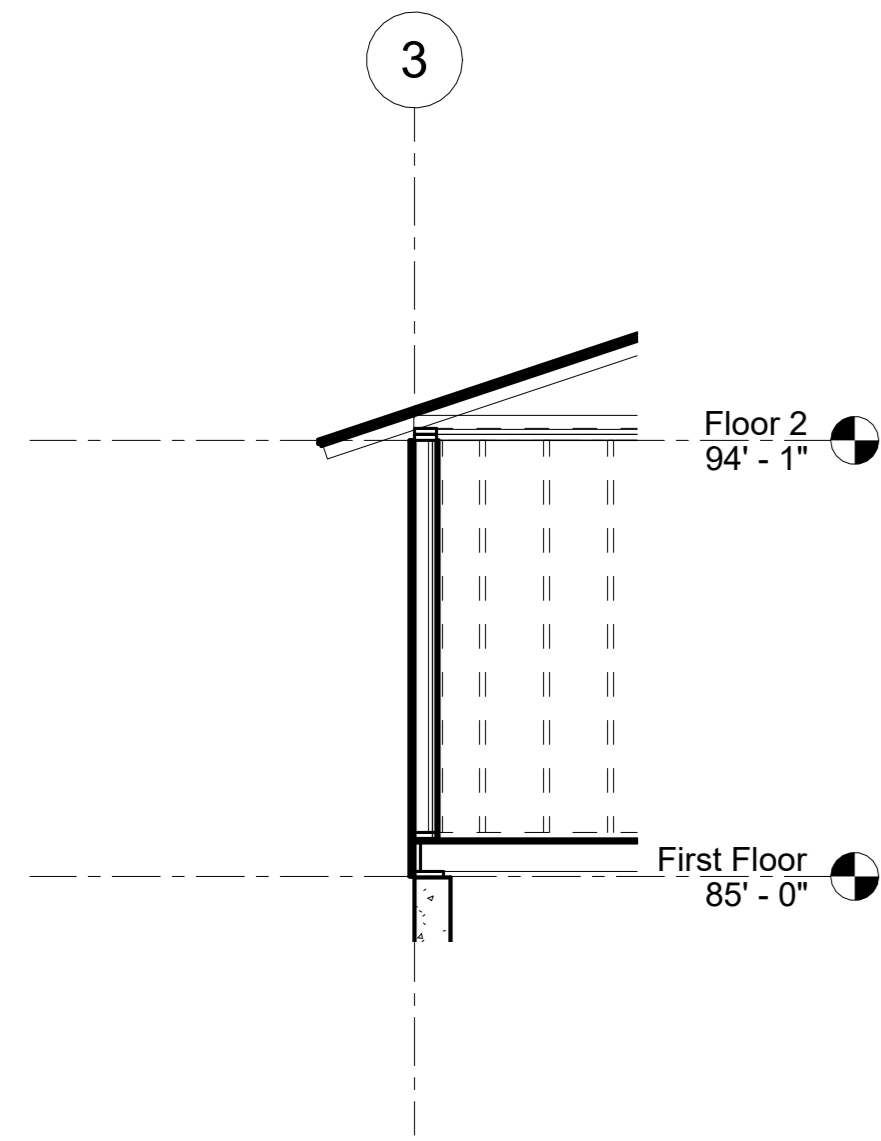
2 Porch Railing
1/4" = 1'-0"



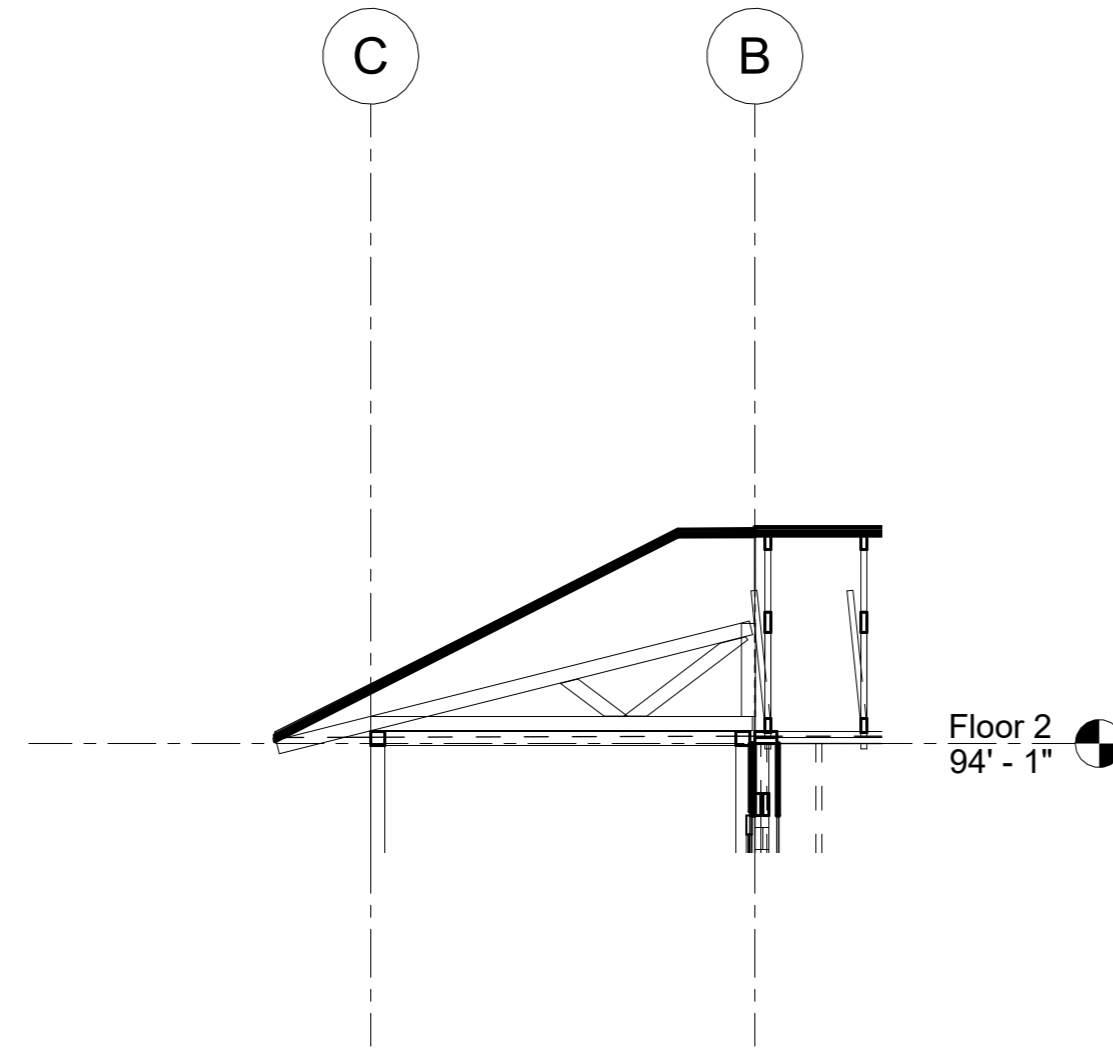
3 Porch Stairs
1/4" = 1'-0"



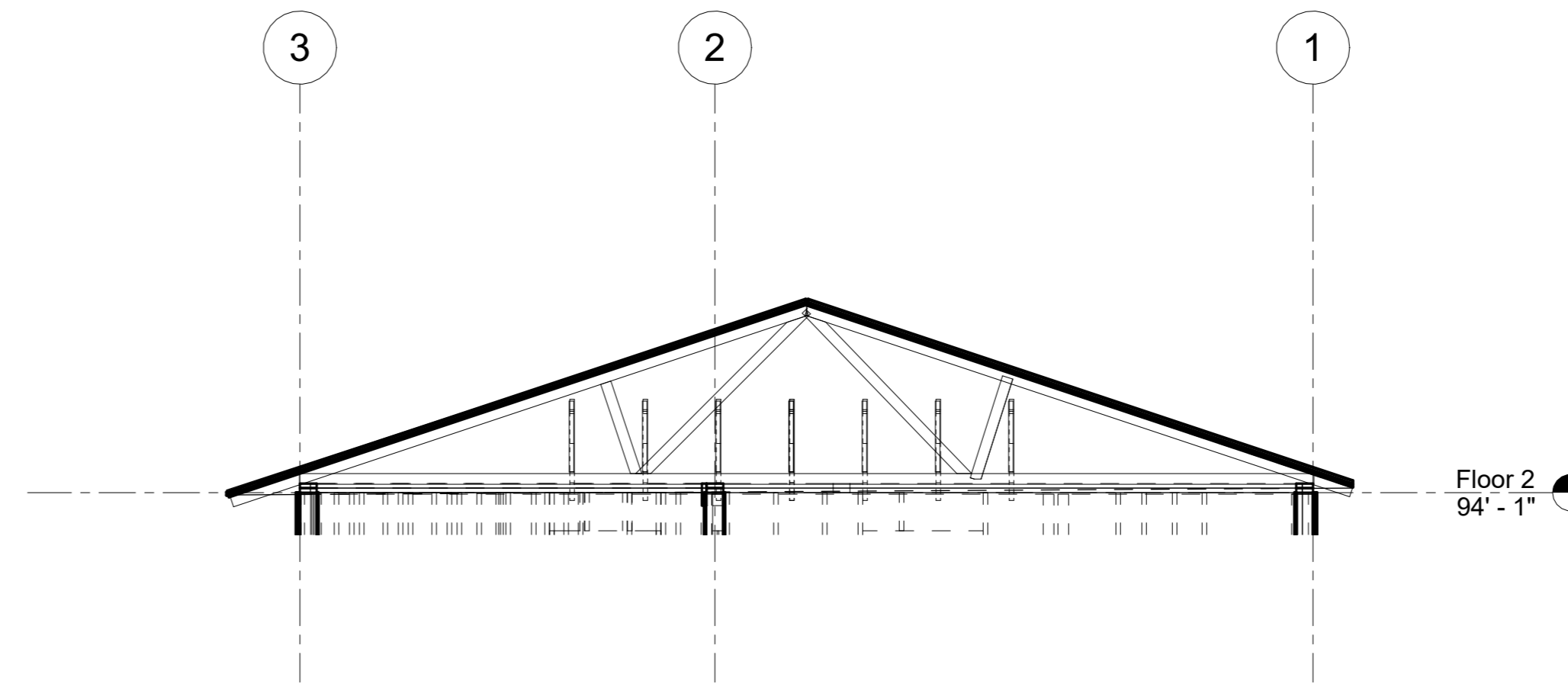
4 Wall Studs and Roof Truss
1/4" = 1'-0"



5 Wall Studs with Sloped Roof
1/4" = 1'-0"



6 Porch Roof Truss
1/4" = 1'-0"



7 Upper Roof Truss
1/4" = 1'-0"

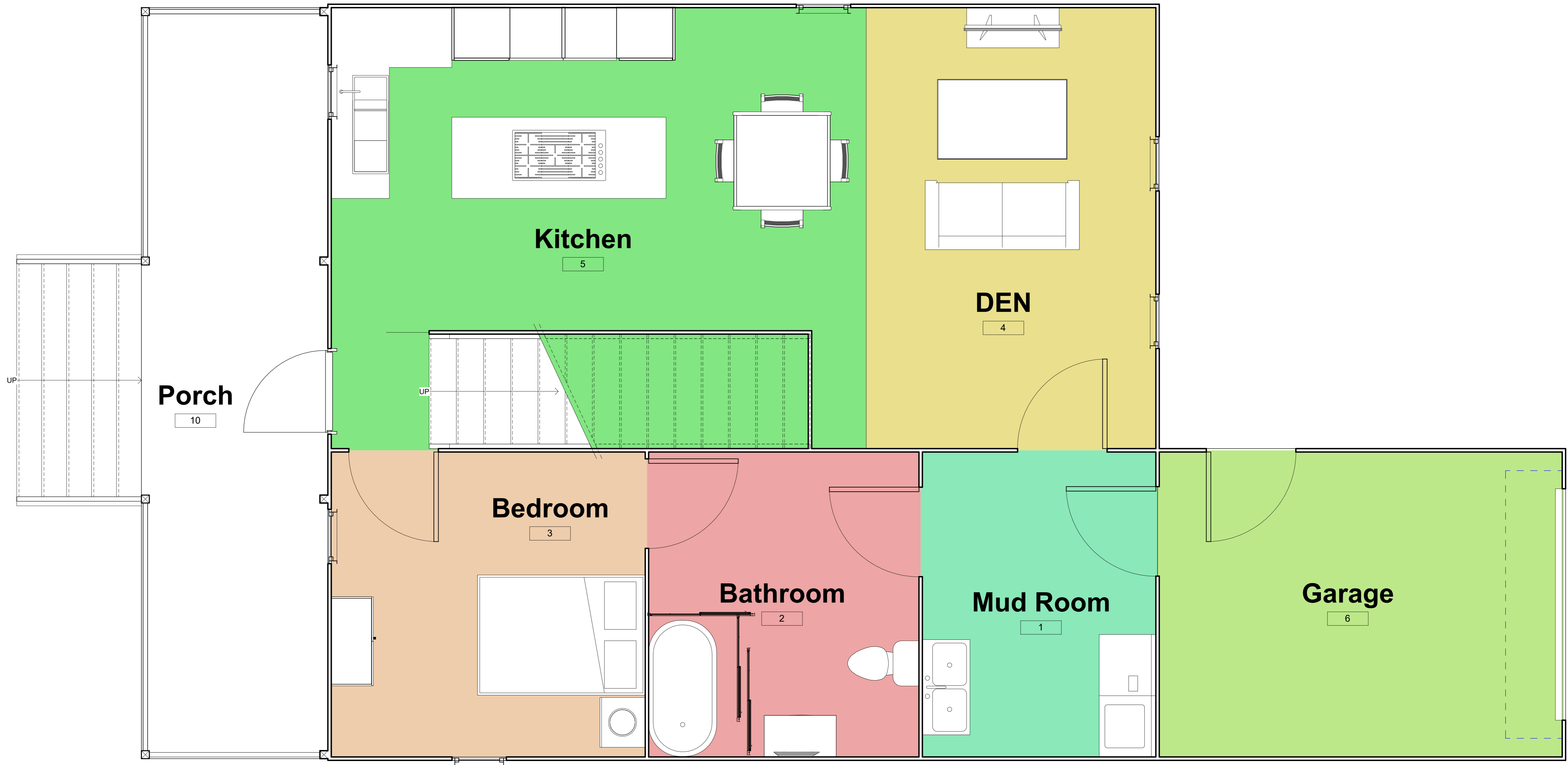
PROJECT:	CEE-4850
DATE:	4/7/2023
DRAWN BY:	SJR ENGINEERING
REVISION:	

THE UNIVERSITY OF IOWA
CIVIL AND ENVIRONMENTAL ENGINEERING
 4105 SEAMANS CENTER FOR THE
 ENGINEERING ARTS AND SCIENCES
 103 S CAPITOL ST
 IOWA CITY, IOWA 52242
 PHONE: 319.335.5647
 FAX: 319.335.5660
 EMAIL: civil-hawks@iowa.edu

EDUCATIONAL - NOT FOR CONSTRUCTION

Clinton Infill
 Clinton,
 IOWA

SHEET NAME
 SECTIONS
 SHEET NO.
S301



PROJECT: CEE-4850
 DATE: 04/07/2023
 DRAWN BY: SJR Civil Engineering
 REVISION:

THE UNIVERSITY OF IOWA
CIVIL AND ENVIRONMENTAL ENGINEERING
 4105 SEAMANS CENTER FOR THE
 ENGINEERING ARTS AND SCIENCES
 103 S CAPITOL ST
 IOWA CITY, IOWA 52242
 PHONE: 319.335.5647
 FAX: 319.335.5660
 EMAIL: civil-hawks@uiowa.edu



EDUCATIONAL - NOT FOR CONSTRUCTION

CLINTON INFILL

ADDRESS LINE 1
 ADDRESS LINE 2

SHEET NAME
 FIRST FLOOR ARCHITECTURAL LAYOUT

SHEET NO.
AR-101



PROJECT: CEE-4850
 DATE: 04/07/2023
 DRAWN BY: SJR Civil Engineering
 REVISION:

THE UNIVERSITY OF IOWA
CIVIL AND ENVIRONMENTAL ENGINEERING
 4105 SEAMANS CENTER FOR THE
 ENGINEERING ARTS AND SCIENCES
 103 S CAPITOL ST
 IOWA CITY, IOWA 52242
 PHONE: 319.335.5647
 FAX: 319.335.5660
 EMAIL: civil-hawks@uiowa.edu

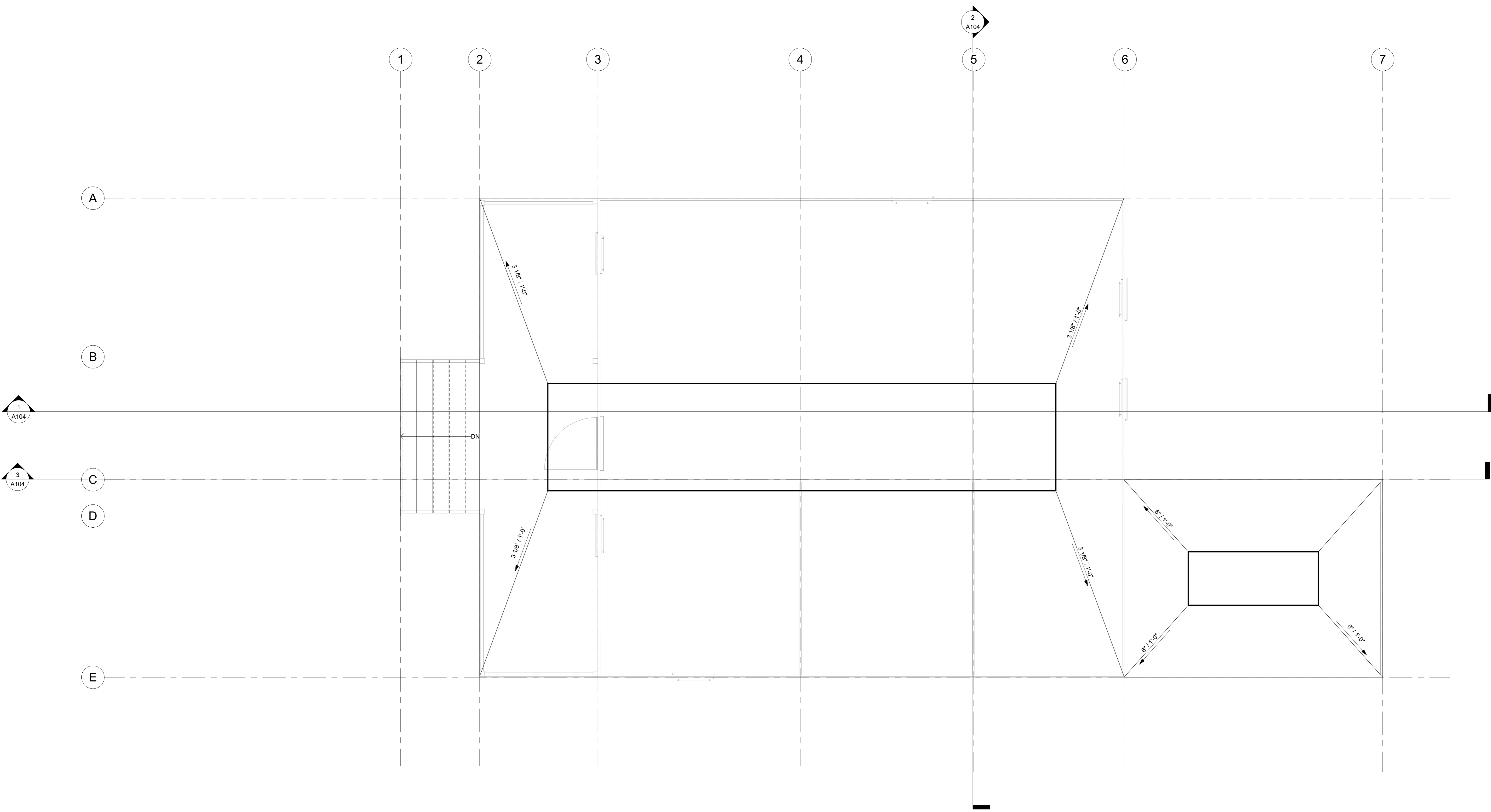


EDUCATIONAL - NOT
 FOR CONSTRUCTION

CLINTON INFILL
 ADDRESS LINE 1
 ADDRESS LINE 2

SHEET NAME
 SECOND FLOOR
 ARCHITECTURAL
 LAYOUT

SHEET NO.
AR-201



① Level 2
3/8" = 1'-0"

PROJECT:	CEE-4850
DATE:	04/07/2023
DRAWN BY:	SJUR Civil Engineering
REVISION:	

THE UNIVERSITY OF IOWA
CIVIL AND ENVIRONMENTAL ENGINEERING
 4105 SEAMANS CENTER FOR THE
 ENGINEERING ARTS AND SCIENCES
 103 S CAPITOL ST
 IOWA CITY, IOWA 52242
 PHONE: 319.335.5647
 FAX: 319.335.5660
 EMAIL: civil-hawks@uiowa.edu



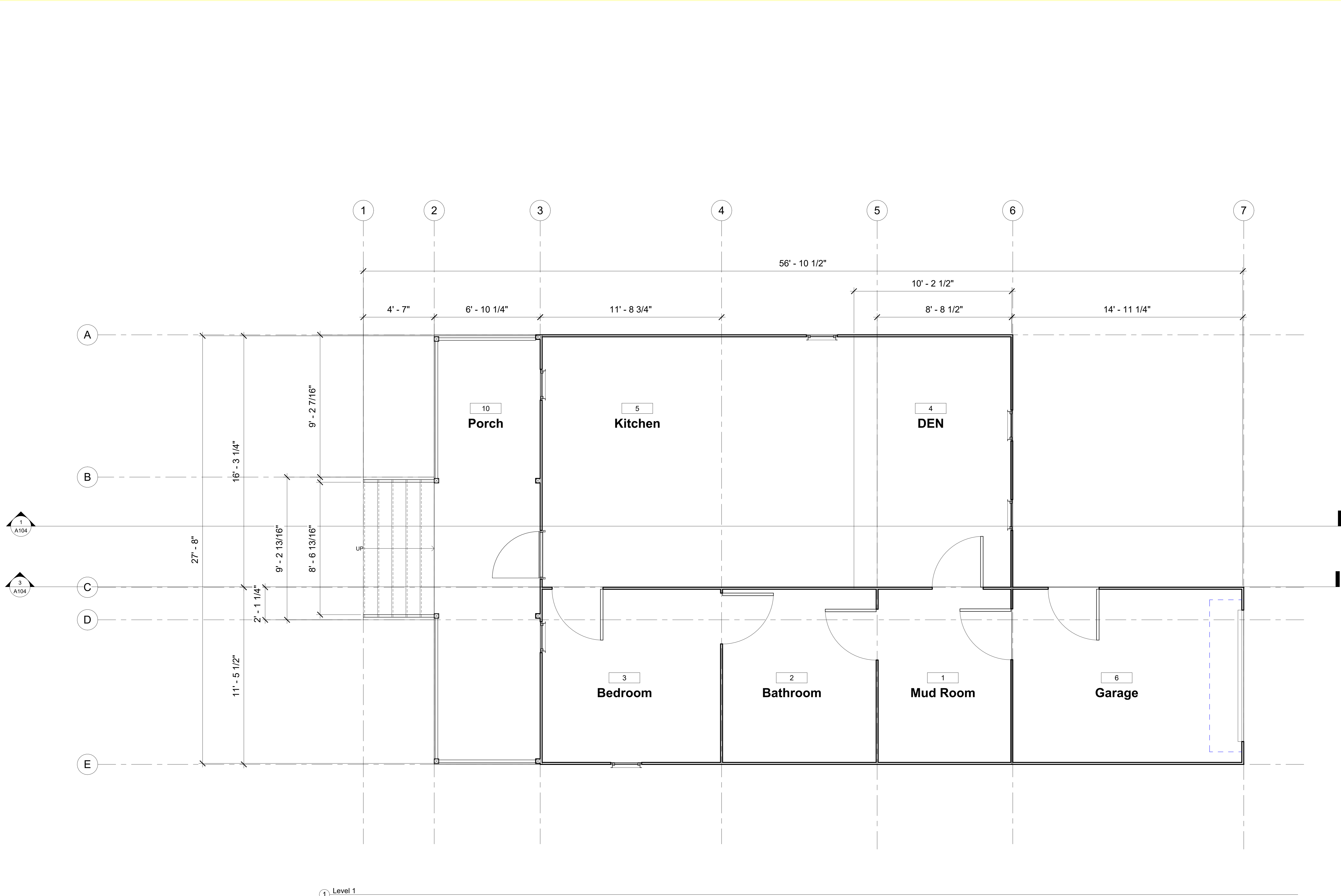
EDUCATIONAL - NOT
FOR CONSTRUCTION

CLINTON INFILL

ADDRESS LINE 1
ADDRESS LINE 2

SHEET NAME
ROOF PLAN

SHEET NO.
01



① Level 1
3/8" = 1'-0"

PROJECT: CEE-4850
DATE: 04/07/2023
DRAWN BY: SJR Civil Engineering
REVISION:

THE UNIVERSITY OF IOWA
CIVIL AND ENVIRONMENTAL ENGINEERING
4105 SEAMANS CENTER FOR THE
ENGINEERING ARTS AND SCIENCES
103 S CAPITOL ST
IOWA CITY, IOWA 52242
PHONE: 319.335.5647
FAX: 319.335.5660
EMAIL: civil-hawks@uiowa.edu



EDUCATIONAL - NOT FOR CONSTRUCTION

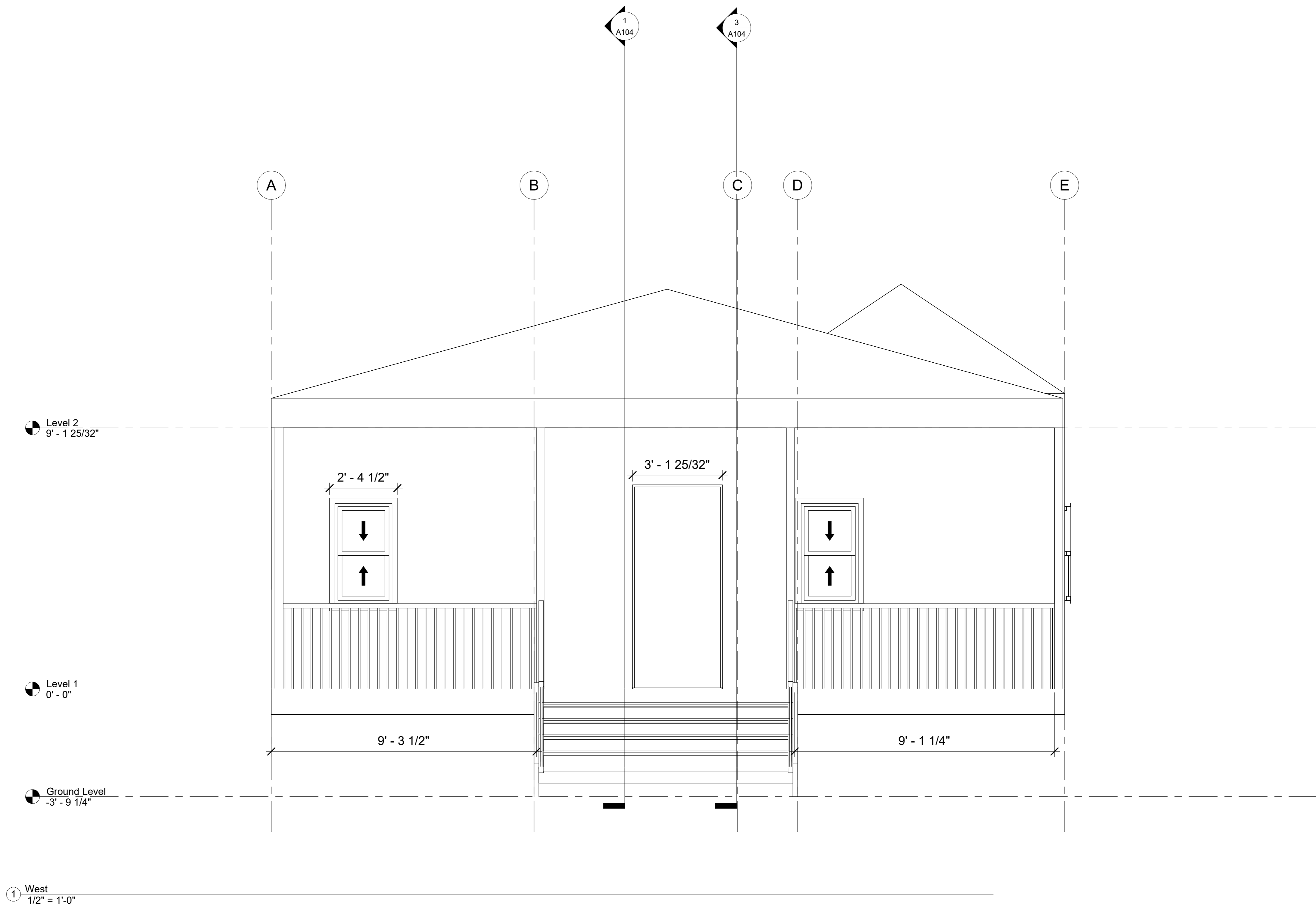
CLINTON INFILL

ADDRESS LINE 1
ADDRESS LINE 2

SHEET NAME
FIRST FLOOR PLAN
WITH GARAGE

SHEET NO.

02



PROJECT:	CEE-4850
DATE:	04/07/2023
DRAWN BY:	SJR Civil Engineering
REVISION:	

THE UNIVERSITY OF IOWA
CIVIL AND ENVIRONMENTAL ENGINEERING
 4105 SEAMANS CENTER FOR THE
 ENGINEERING ARTS AND SCIENCES
 IOWA CITY, IOWA 52242
 PHONE: 319.335.5647
 FAX: 319.335.5660
 EMAIL: civil-hawks@uiowa.edu



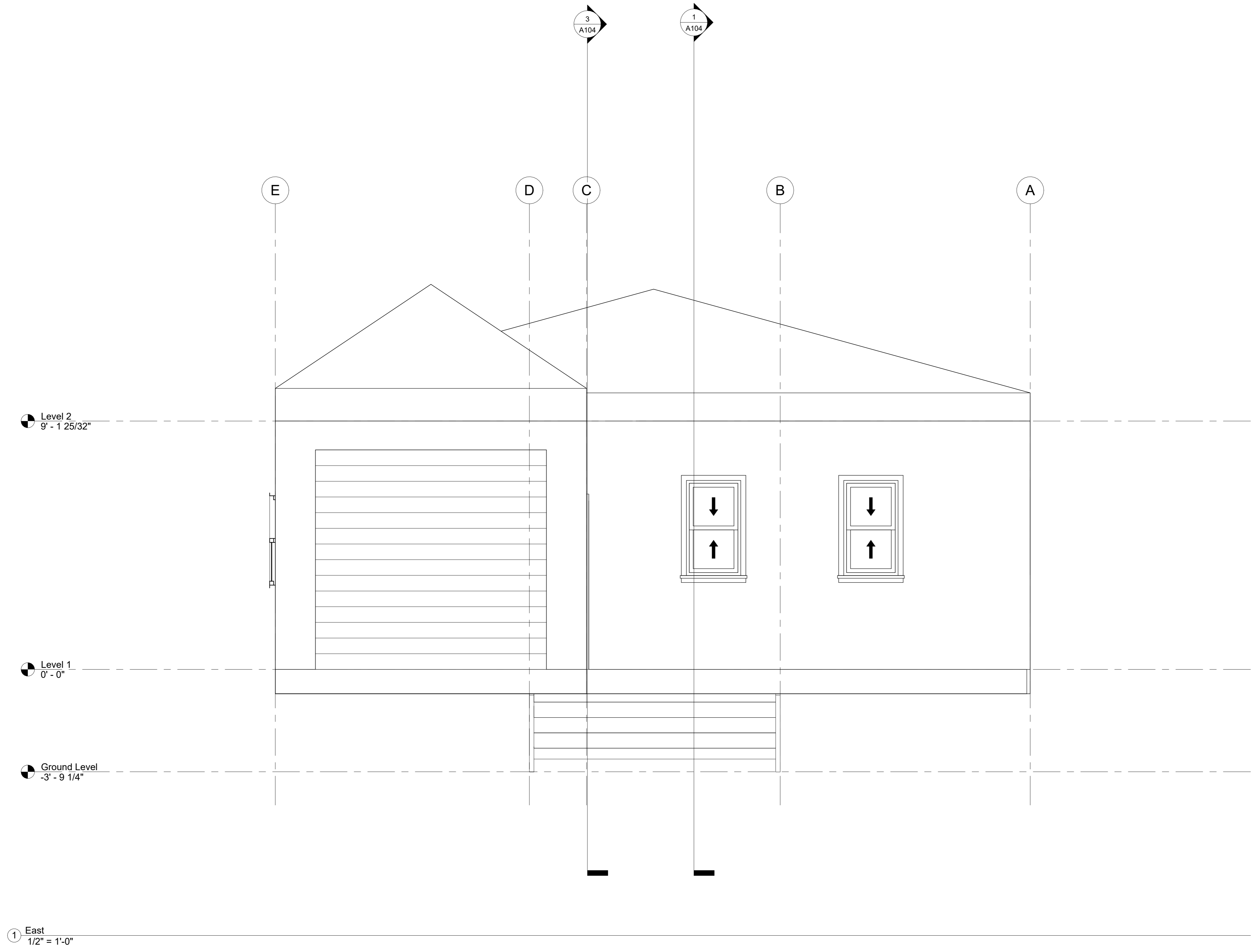
EDUCATIONAL - NOT FOR CONSTRUCTION

CLINTON INFILL

ADDRESS LINE 1
ADDRESS LINE 2

SHEET NAME
FRONT ELEVATION WEST

SHEET NO.
03



PROJECT:	CEE-4850
DATE:	04/07/2023
DRAWN BY:	SJR Civil Engineering
REVISION:	

THE UNIVERSITY OF IOWA
CIVIL AND ENVIRONMENTAL ENGINEERING
 4105 SEAMANS CENTER FOR THE
 ENGINEERING ARTS AND SCIENCES
 103 S CAPITOL ST
 IOWA CITY, IOWA 52242
 PHONE: 319.335.5647
 FAX: 319.335.5660
 EMAIL: civil-hawks@uiowa.edu



EDUCATIONAL - NOT FOR CONSTRUCTION

CLINTON INFILL

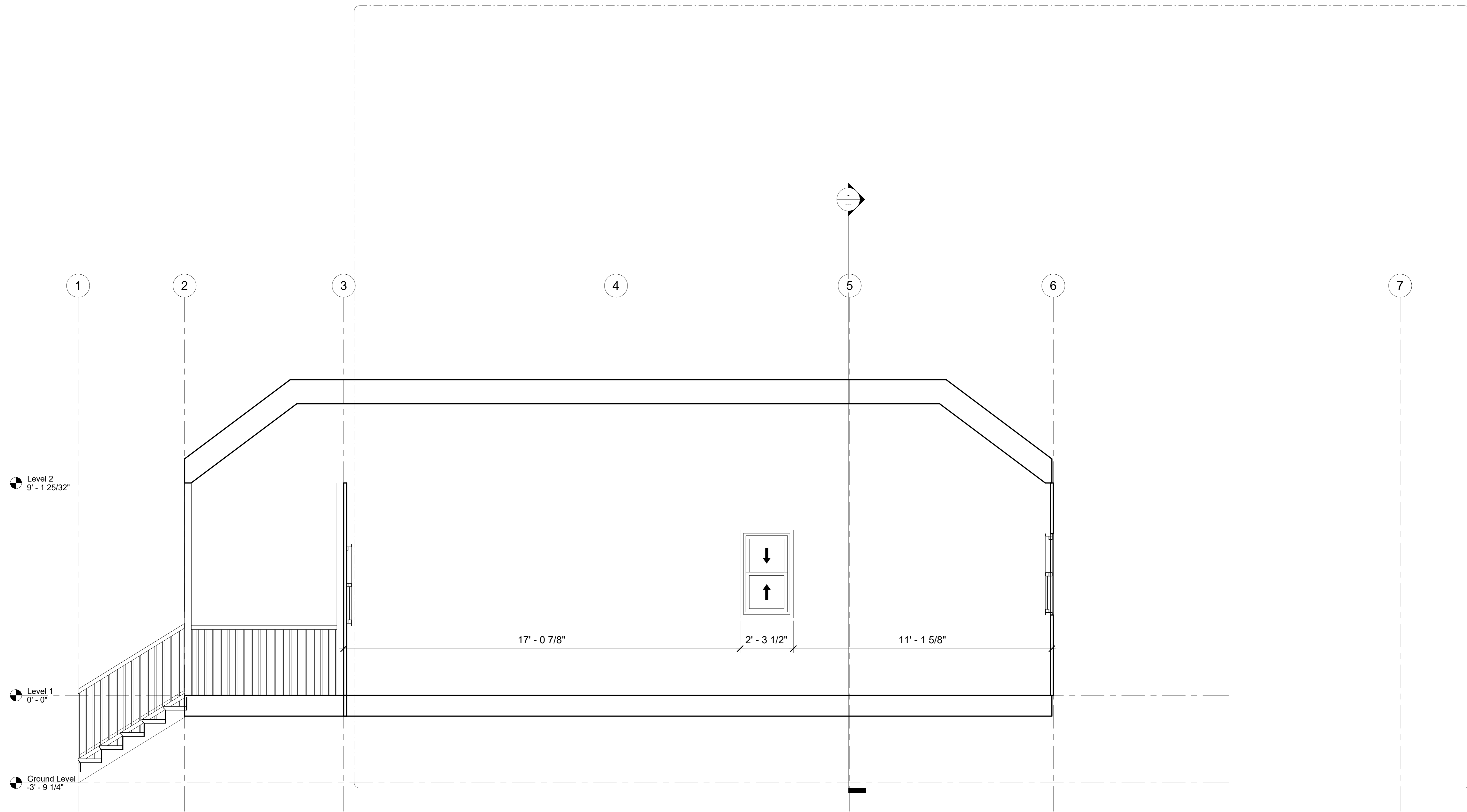
ADDRESS LINE 1
ADDRESS LINE 2

SHEET NAME

BACK EAST ELEVATION

SHEET NO.

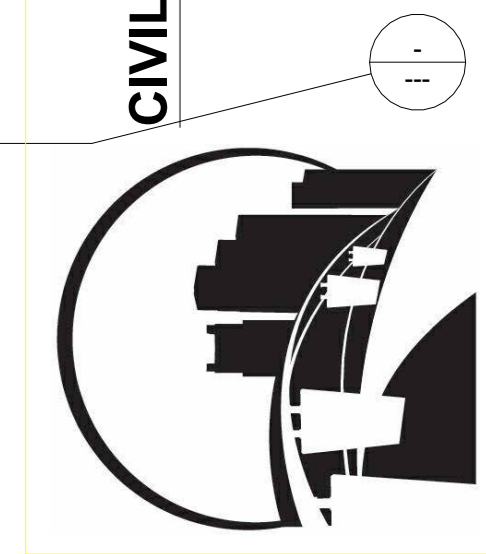
04



1 Section 1
1/2" = 1'-0"

PROJECT:	CEE-4850
DATE:	04/07/2023
DRAWN BY:	SJR Civil Engineering
REVISION:	

THE UNIVERSITY OF IOWA
CIVIL AND ENVIRONMENTAL ENGINEERING
 4105 SEAMANS CENTER FOR THE
 ENGINEERING ARTS AND SCIENCES
 103 S CAPITOL ST
 IOWA CITY, IOWA 52242
 PHONE: 319.335.5647
 FAX: 319.335.5660
 EMAIL: civil-hawks@uiowa.edu



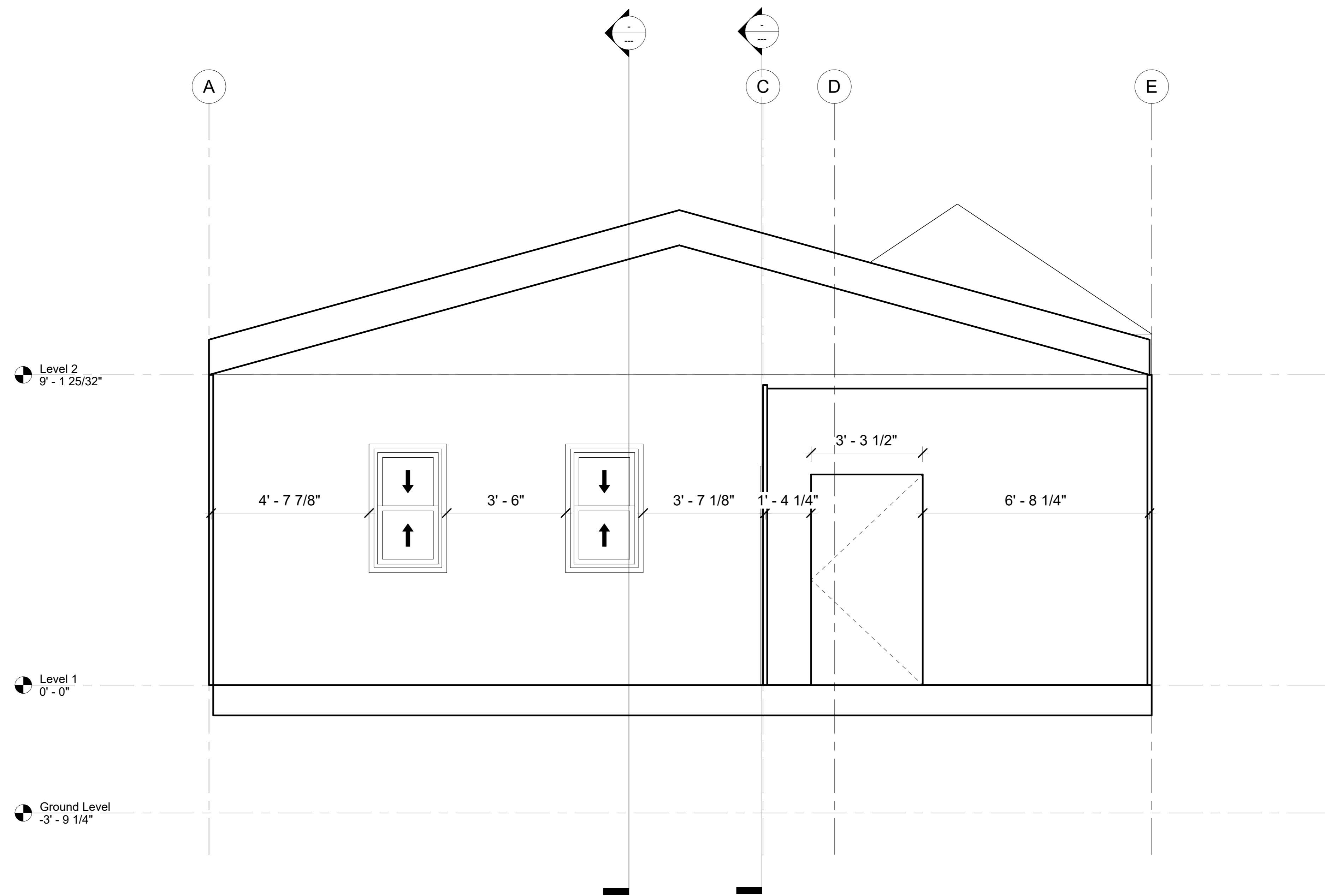
EDUCATIONAL - NOT
FOR CONSTRUCTION

CLINTON INFILL

ADDRESS LINE 1
ADDRESS LINE 2

SHEET NAME
BUILDING SECTION
A-01

SHEET NO.
A-01



① Section 2
1/2" = 1'-0"

PROJECT:	CEE-4850
DATE:	04/07/2023
DRAWN BY:	SJR Civil Engineering
REVISION:	

THE UNIVERSITY OF IOWA
CIVIL AND ENVIRONMENTAL ENGINEERING
 4105 SEAMANS CENTER FOR THE
 ENGINEERING ARTS AND SCIENCES
 103 S CAPITOL ST
 IOWA CITY, IOWA 52242
 PHONE: 319.335.5647
 FAX: 319.335.5660
 EMAIL: civil-hawks@uiowa.edu

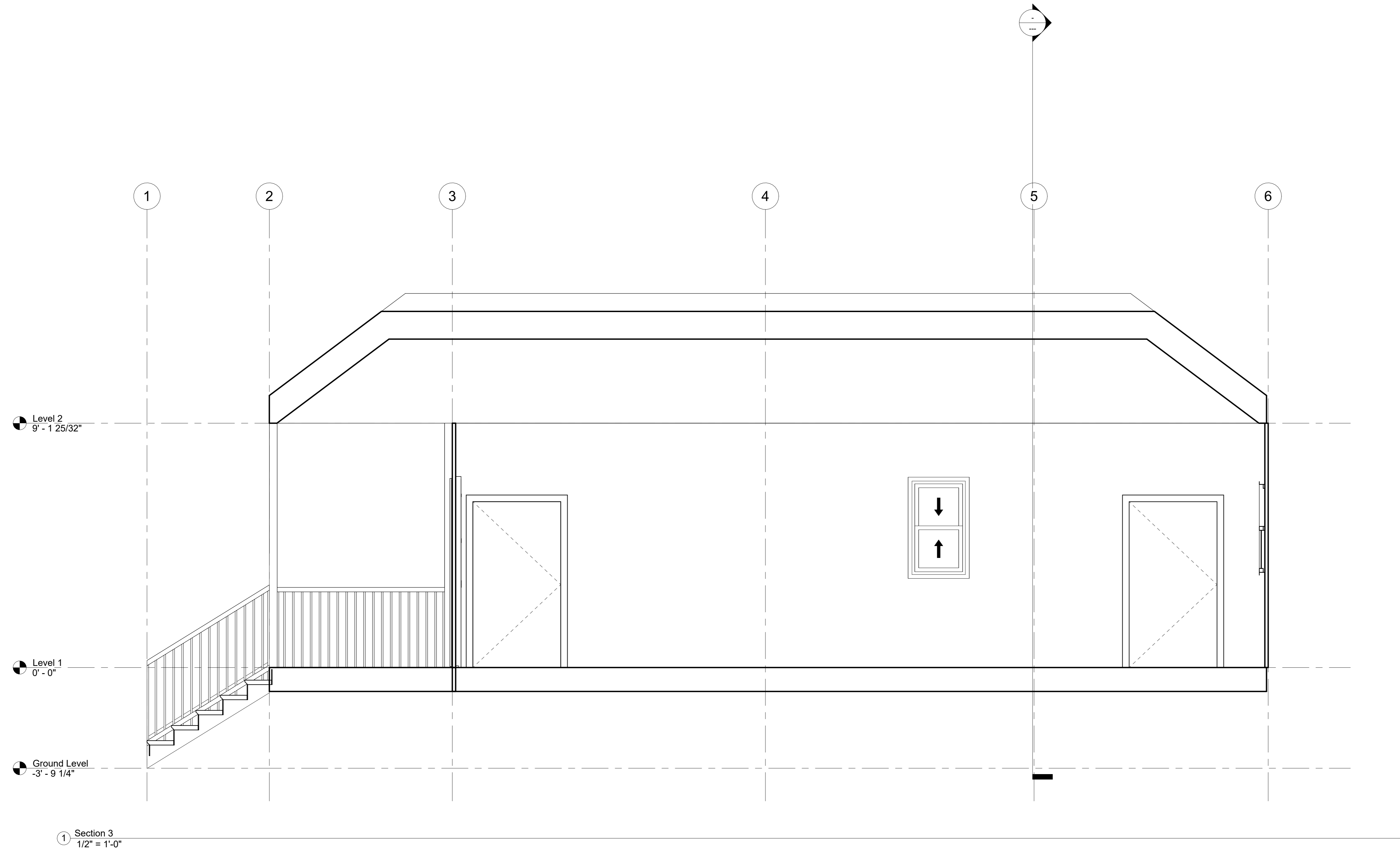


EDUCATIONAL - NOT
FOR CONSTRUCTION

CLINTON INFILL
 ADDRESS LINE 1
 ADDRESS LINE 2

SHEET NAME
 BUILDING SECTION
 A-02

SHEET NO.
A-02



PROJECT:	CEE-4850
DATE:	04/07/2023
DRAWN BY:	SJR Civil Engineering
REVISION:	

THE UNIVERSITY OF IOWA
CIVIL AND ENVIRONMENTAL ENGINEERING
 4105 SEAMANS CENTER FOR THE
 ENGINEERING ARTS AND SCIENCES
 103 S CAPITOL ST
 IOWA CITY, IOWA 52242
 PHONE: 319.335.5647
 FAX: 319.335.5660
 EMAIL: civil-hawks@uiowa.edu

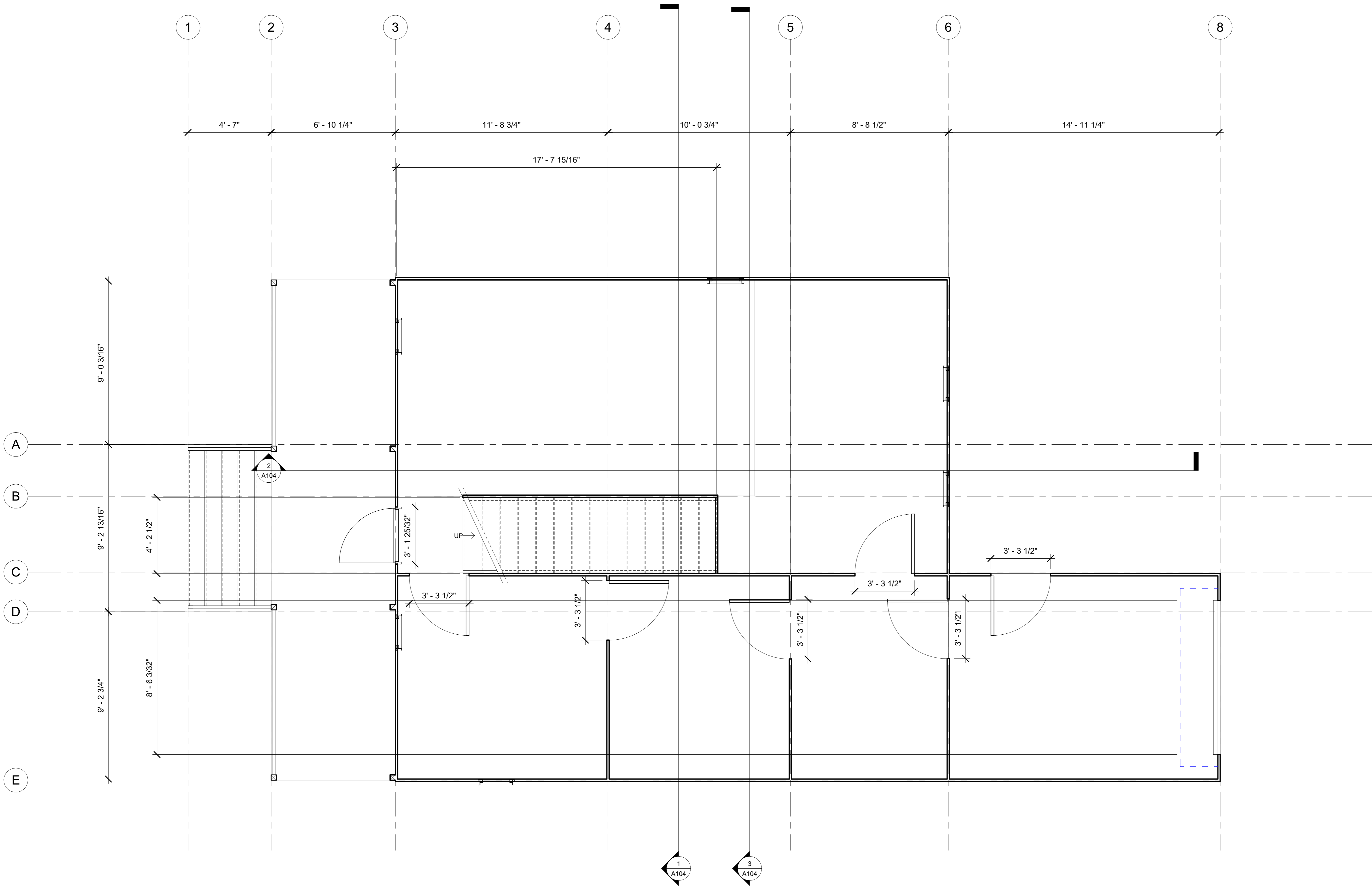


EDUCATIONAL - NOT
FOR CONSTRUCTION

CLINTON INFILL
 ADDRESS LINE 1
 ADDRESS LINE 2

SHEET NAME
 BUILDING SECTION
 A-03

SHEET NO.
A-03



PROJECT:	CEE-4850
DATE:	04/07/2023
DRAWN BY:	SJUR Civil Engineering
REVISION:	

THE UNIVERSITY OF IOWA
CIVIL AND ENVIRONMENTAL ENGINEERING
 4105 SEAMANS CENTER FOR THE
 ENGINEERING ARTS AND SCIENCES
 103 S CAPITOL ST
 IOWA CITY, IOWA 52242
 PHONE: 319.335.5647
 FAX: 319.335.5660
 EMAIL: civil-hawks@uiowa.edu

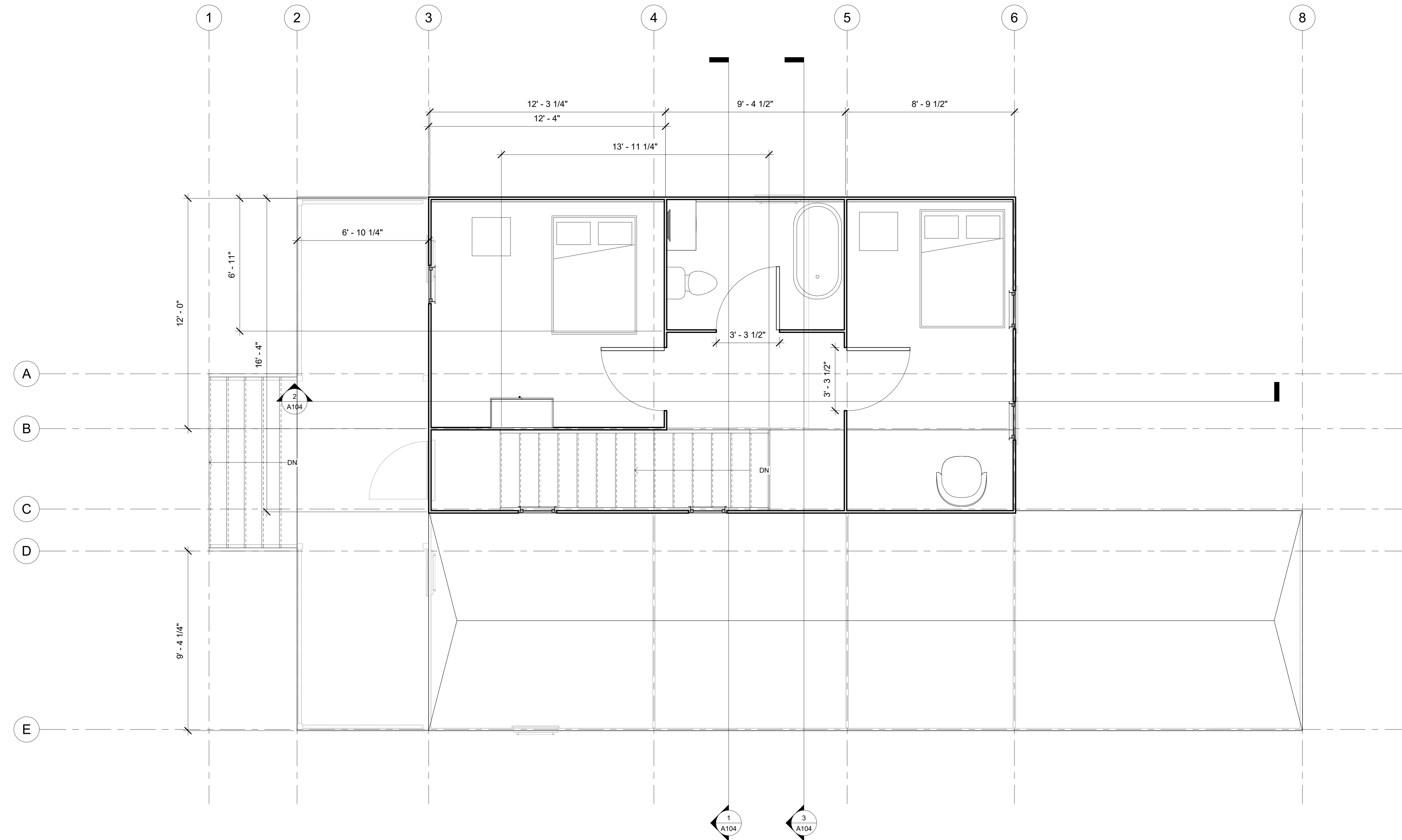


EDUCATIONAL - NOT
 FOR CONSTRUCTION

CLINTON INFILL
 ADDRESS LINE 1
 ADDRESS LINE 2

SHEET NAME
 FIRST FLOOR PLAN
 WITH GARAGE

SHEET NO.
05



① Level 2
3/8" = 1'-0"

PROJECT:	CEE-4850
DATE:	04/07/2023
DRAWN BY:	SJR Civil Engineering
REVISION:	

THE UNIVERSITY OF IOWA
CIVIL AND ENVIRONMENTAL ENGINEERING
 4105 SEAMANS CENTER FOR THE
 ENGINEERING ARTS AND SCIENCES
 103 S CAPITOL ST
 IOWA CITY, IOWA 52242
 PHONE: 319.335.5647
 FAX: 319.335.5660
 EMAIL: civil-hawks@uiowa.edu

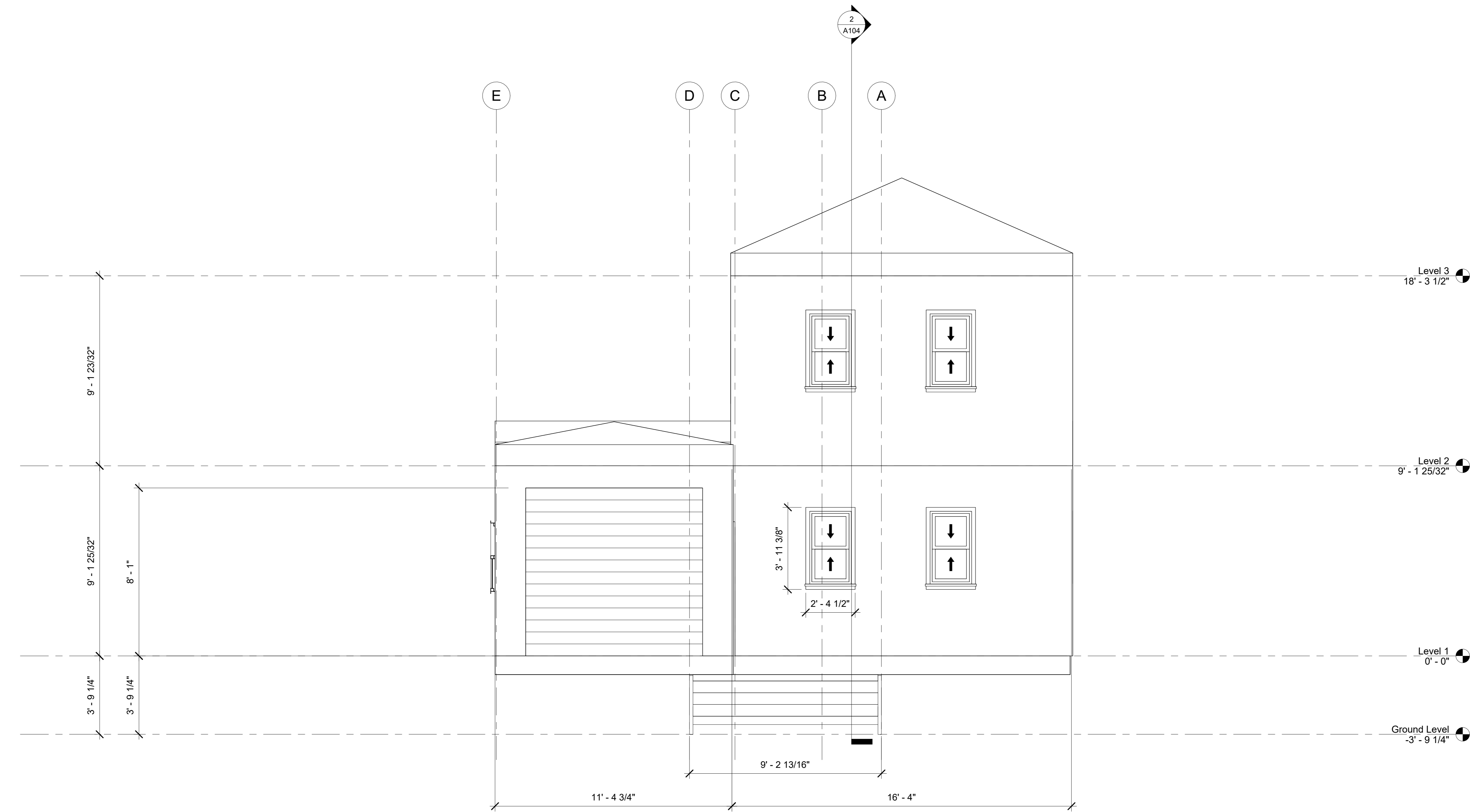


EDUCATIONAL - NOT
FOR CONSTRUCTION

CLINTON INFILL
 ADDRESS LINE 1
 ADDRESS LINE 2

SHEET NAME
 SECOND PLAN WITH
 GARAGE

SHEET NO.
06



1 East
3/8" = 1'-0"

PROJECT:	CEE-4850
DATE:	04/07/2023
DRAWN BY:	SJR Civil Engineering
REVISION:	

THE UNIVERSITY OF IOWA
CIVIL AND ENVIRONMENTAL ENGINEERING
 4105 SEAMANS CENTER FOR THE
 ENGINEERING ARTS AND SCIENCES
 103 S CAPITOL ST
 IOWA CITY, IOWA 52242
 PHONE: 319.335.5647
 FAX: 319.335.5660
 EMAIL: civil-hawks@uiowa.edu



EDUCATIONAL - NOT
FOR CONSTRUCTION

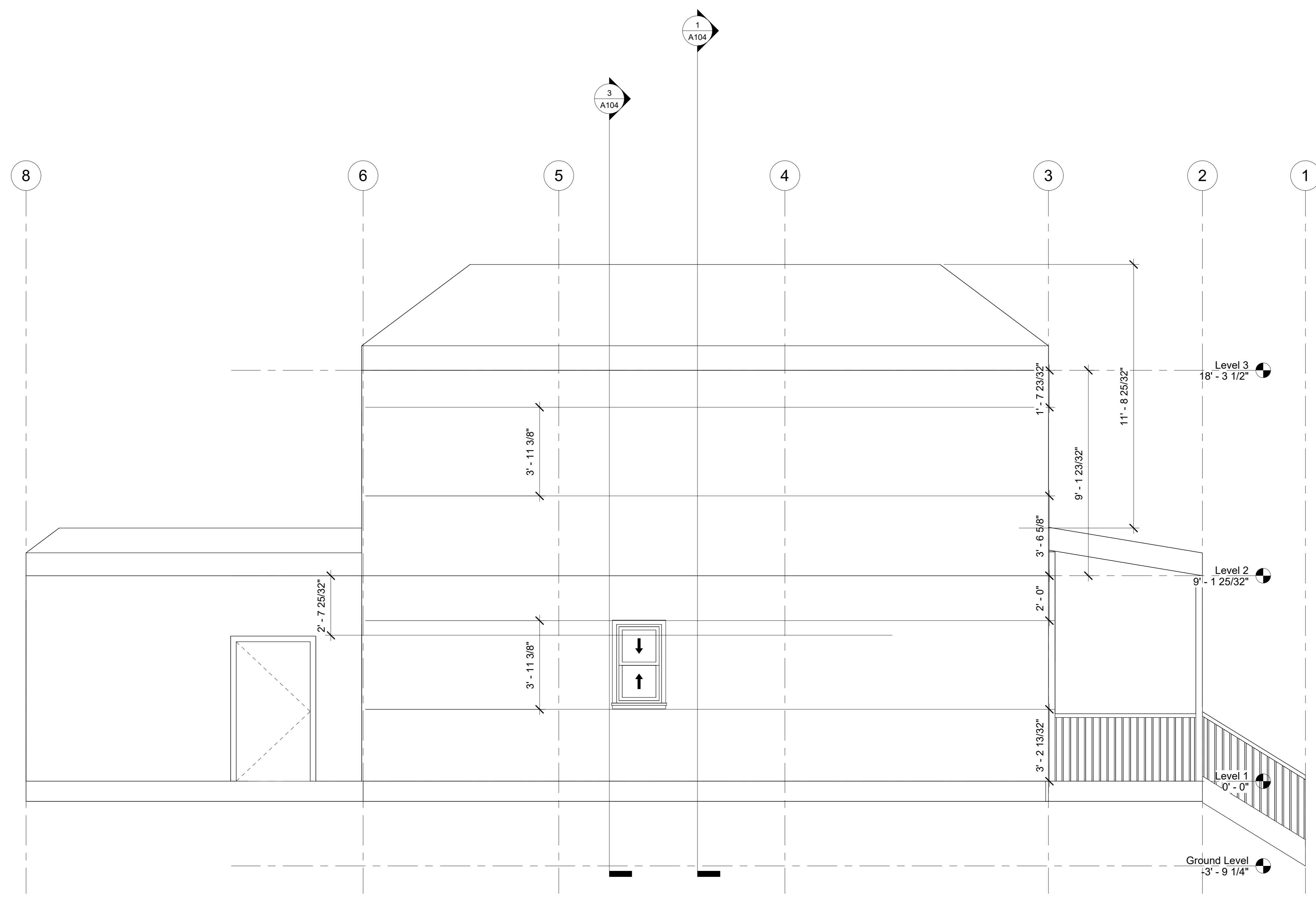
CLINTON INFILL

ADDRESS LINE 1
ADDRESS LINE 2

SHEET NAME
BACK EAST ELEVATION

SHEET NO.
07

1 North
3/8" = 1'-0"



PROJECT: CEE-4850
DATE: 04/07/2023
DRAWN BY: SJR Civil Engineering
REVISION:

THE UNIVERSITY OF IOWA
CIVIL AND ENVIRONMENTAL ENGINEERING
4105 SEAMANS CENTER FOR THE
ENGINEERING ARTS AND SCIENCES
103 S CAPITOL ST
IOWA CITY, IOWA 52242
PHONE: 319.335.5647
FAX: 319.335.5660
EMAIL: civil-hawks@uiowa.edu



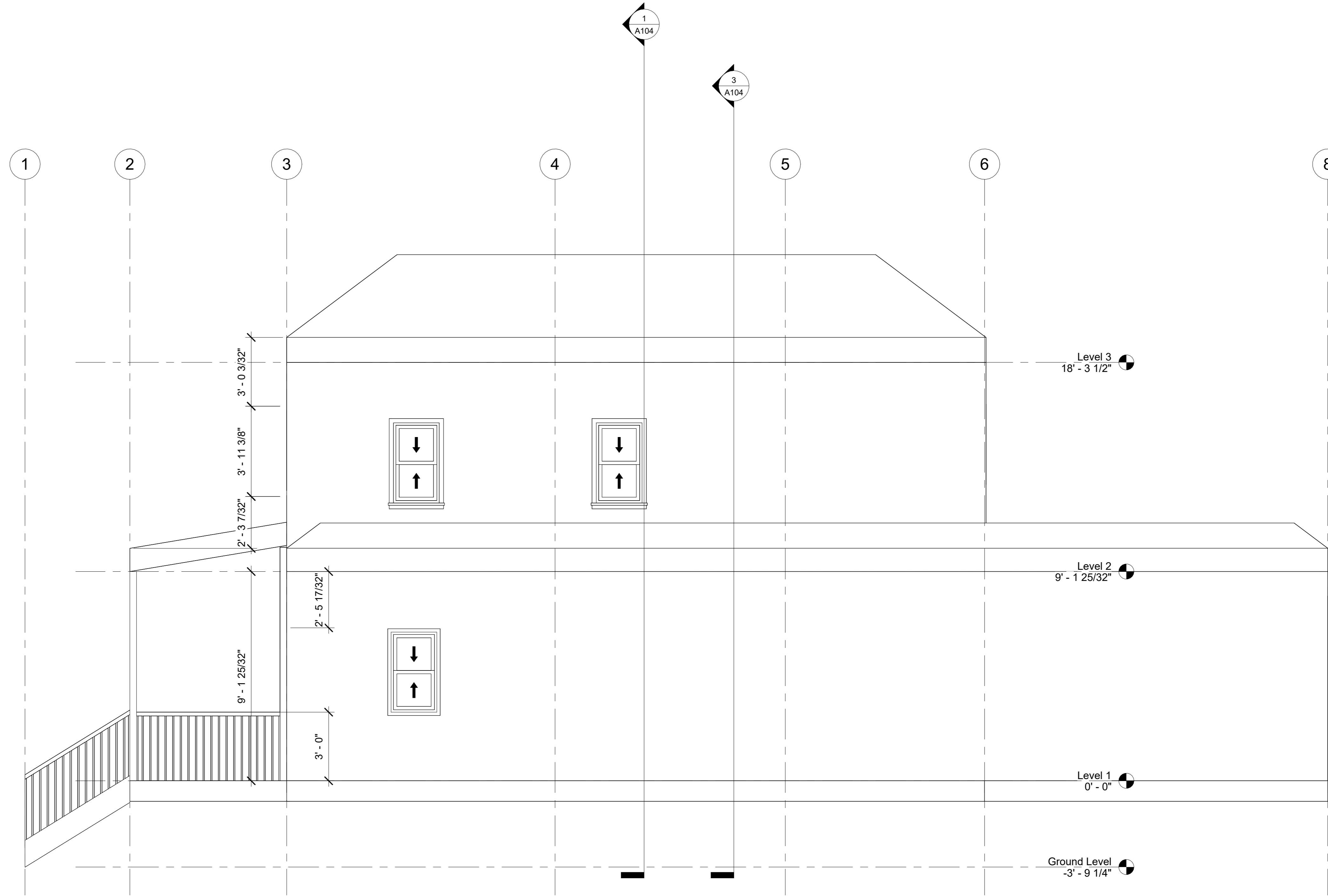
EDUCATIONAL - NOT FOR CONSTRUCTION

CLINTON INFILL
ADDRESS LINE 1
ADDRESS LINE 2

SHEET NAME
NORTH ELEVATION

SHEET NO.
08

1 South
3/8" = 1'-0"



PROJECT:	CEE-4850
DATE:	04/07/2023
DRAWN BY:	SJR Civil Engineering
REVISION:	

THE UNIVERSITY OF IOWA
CIVIL AND ENVIRONMENTAL ENGINEERING
4105 SEAMANS CENTER FOR THE
ENGINEERING ARTS AND SCIENCES
103 S CAPITOL ST
IOWA CITY, IOWA 52242
PHONE: 319.335.5647
FAX: 319.335.5660
EMAIL: civil-hawks@uiowa.edu

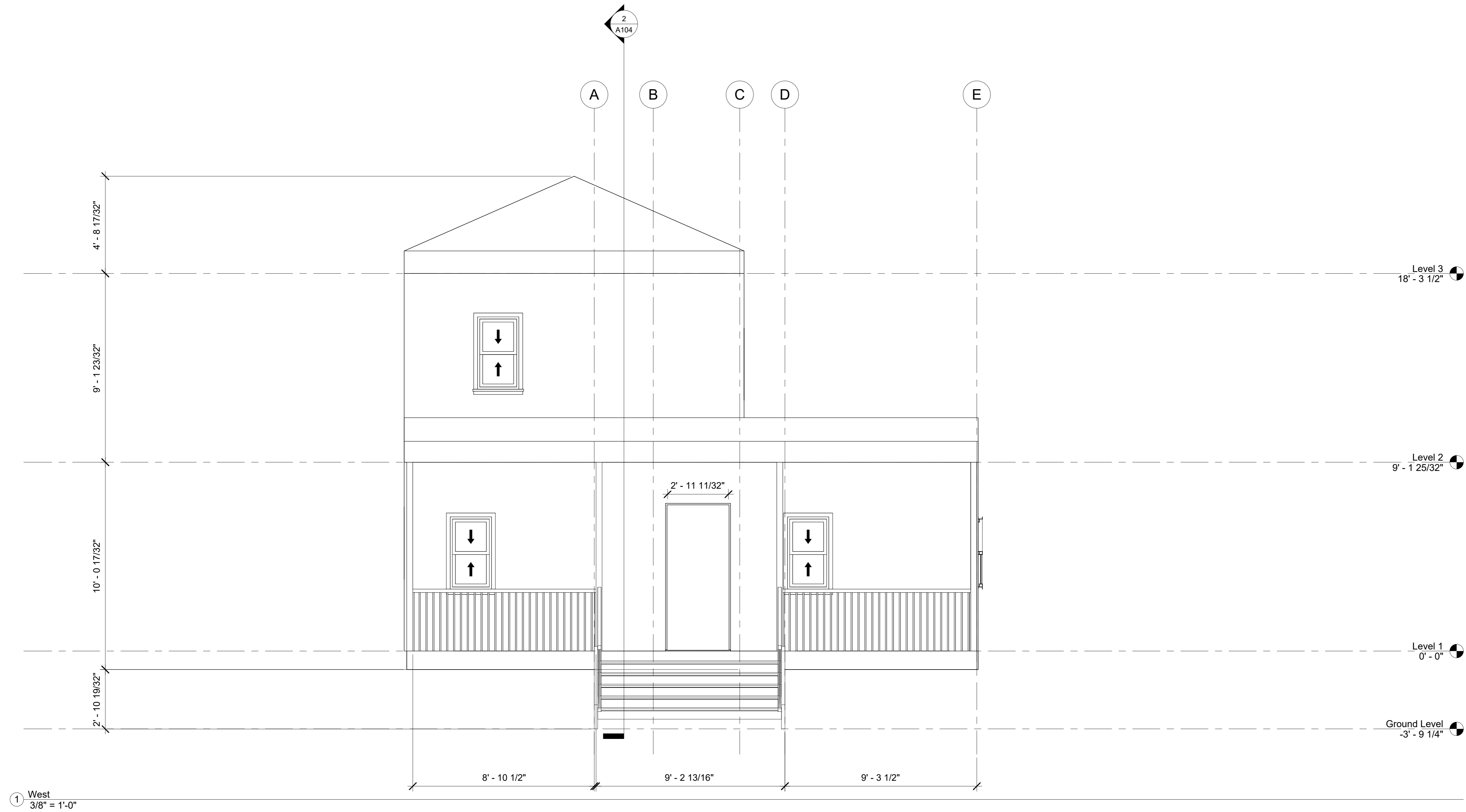


EDUCATIONAL - NOT
FOR CONSTRUCTION

CLINTON INFILL
ADDRESS LINE 1
ADDRESS LINE 2

SHEET NAME
**SOUTH
ELEVATION**

SHEET NO.
09



① West
3/8" = 1'-0"

PROJECT:	CEE-4850
DATE:	04/07/2023
DRAWN BY:	SJR Civil Engineering
REVISION:	

THE UNIVERSITY OF IOWA
CIVIL AND ENVIRONMENTAL ENGINEERING
 4105 SEAMANS CENTER FOR THE
 ENGINEERING ARTS AND SCIENCES
 103 S CAPITOL ST
 IOWA CITY, IOWA 52242
 PHONE: 319.335.5647
 FAX: 319.335.5660
 EMAIL: civil-hawks@uiowa.edu

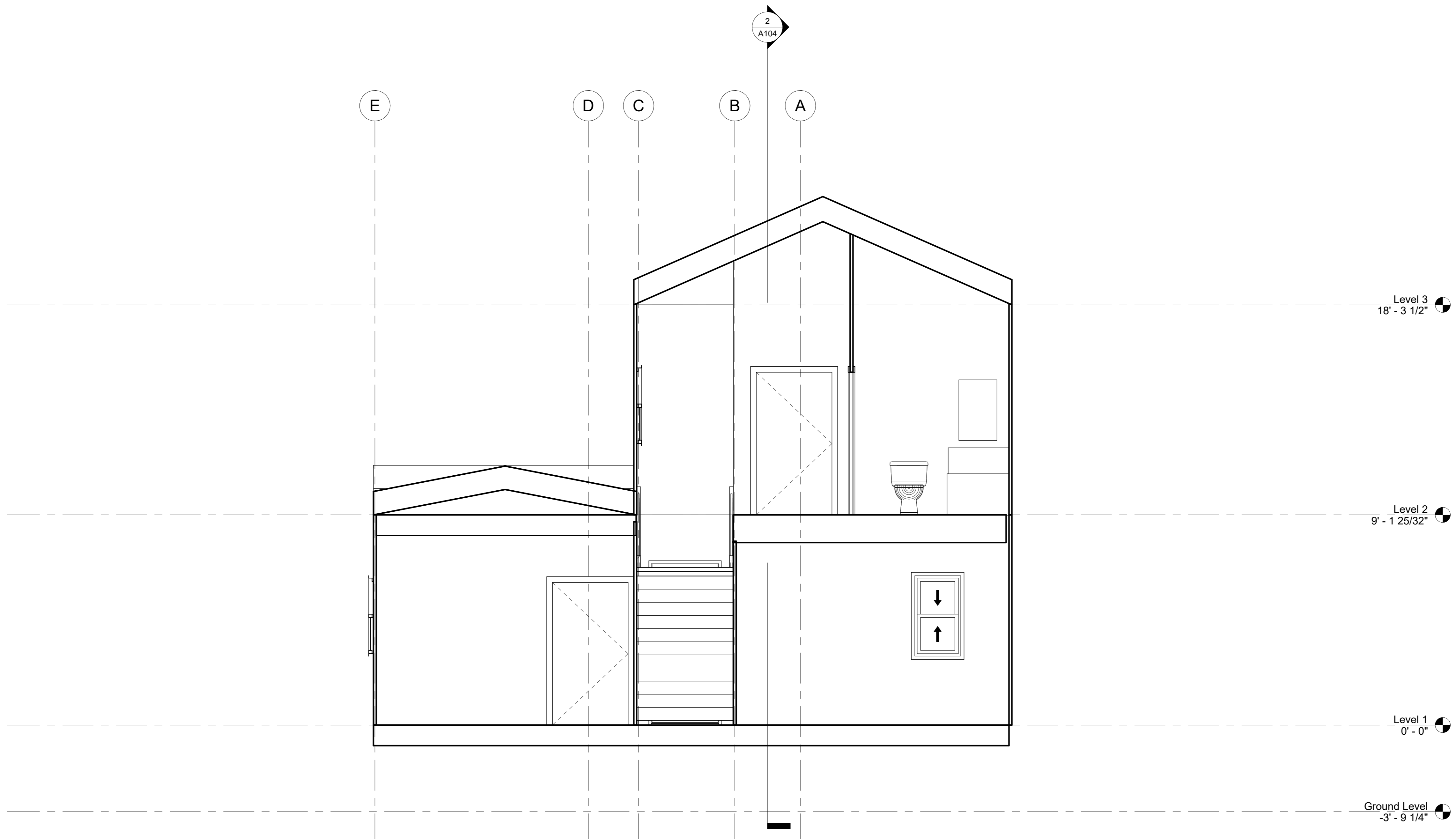


EDUCATIONAL - NOT
FOR CONSTRUCTION

CLINTON INFILL
 ADDRESS LINE 1
 ADDRESS LINE 2

SHEET NAME
**WEST
 ELEVATION**

SHEET NO.
10



1 Section 1
3/8" = 1'-0"

PROJECT:	CEE-4850
DATE:	04/07/2023
DRAWN BY:	SJR Civil Engineering
REVISION:	

THE UNIVERSITY OF IOWA
CIVIL AND ENVIRONMENTAL ENGINEERING
 4105 SEAMANS CENTER FOR THE
 ENGINEERING ARTS AND SCIENCES
 103 S CAPITOL ST
 IOWA CITY, IOWA 52242
 PHONE: 319.335.5647
 FAX: 319.335.5660
 EMAIL: civil-hawks@uiowa.edu



EDUCATIONAL - NOT FOR CONSTRUCTION

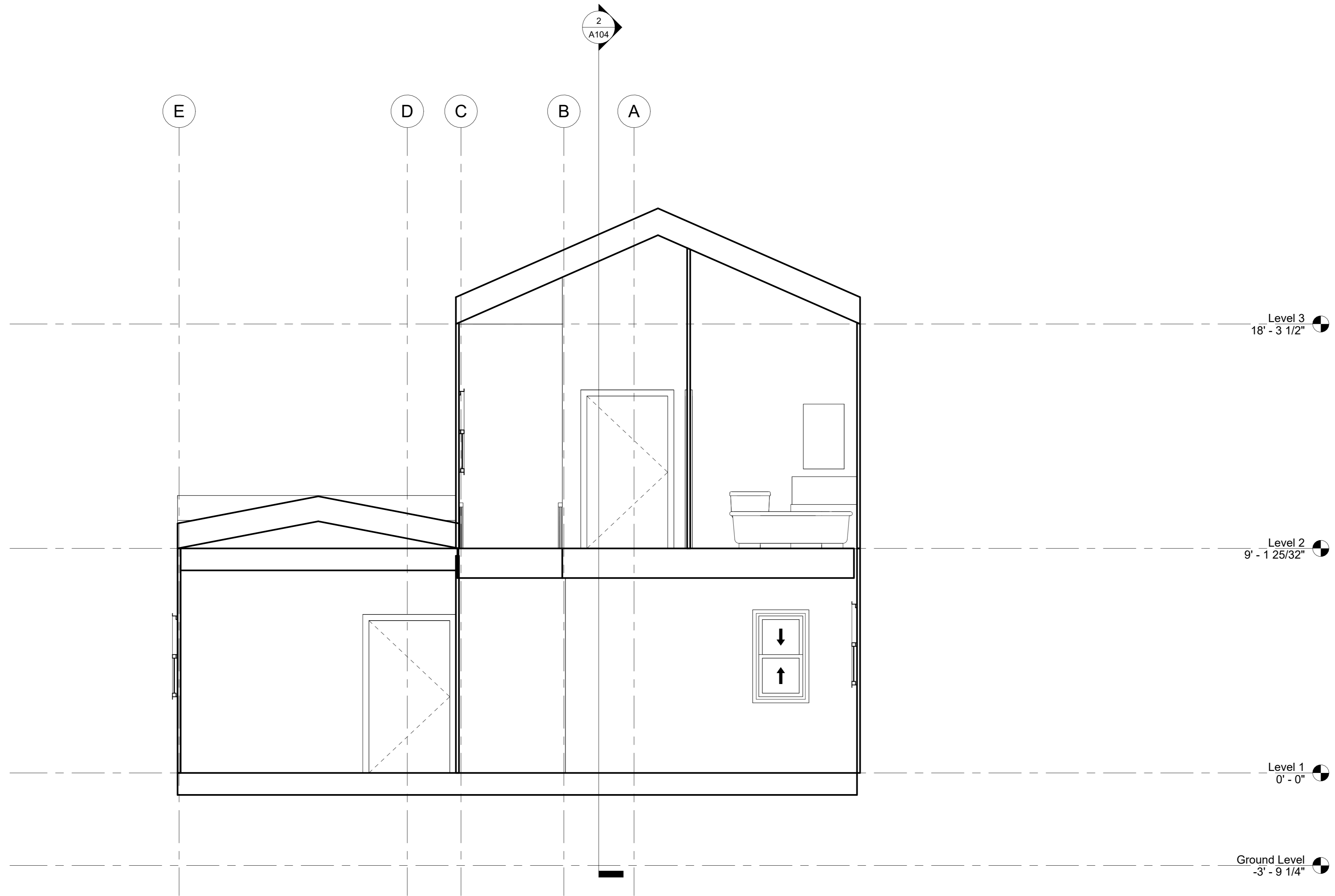
CLINTON INFILL

ADDRESS LINE 1
 ADDRESS LINE 2

SHEET NAME
BUILDING SECTION 1

SHEET NO.
B-01

③ Section 3
3/8" = 1'-0"



PROJECT:	CEE-4850
DATE:	04/07/2023
DRAWN BY:	SJR Civil Engineering
REVISION:	

THE UNIVERSITY OF IOWA
CIVIL AND ENVIRONMENTAL ENGINEERING
 4105 SEAMANS CENTER FOR THE
 ENGINEERING ARTS AND SCIENCES
 103 S CAPITOL ST
 IOWA CITY, IOWA 52242
 PHONE: 319.335.5647
 FAX: 319.335.5660
 EMAIL: civil-hawks@uiowa.edu



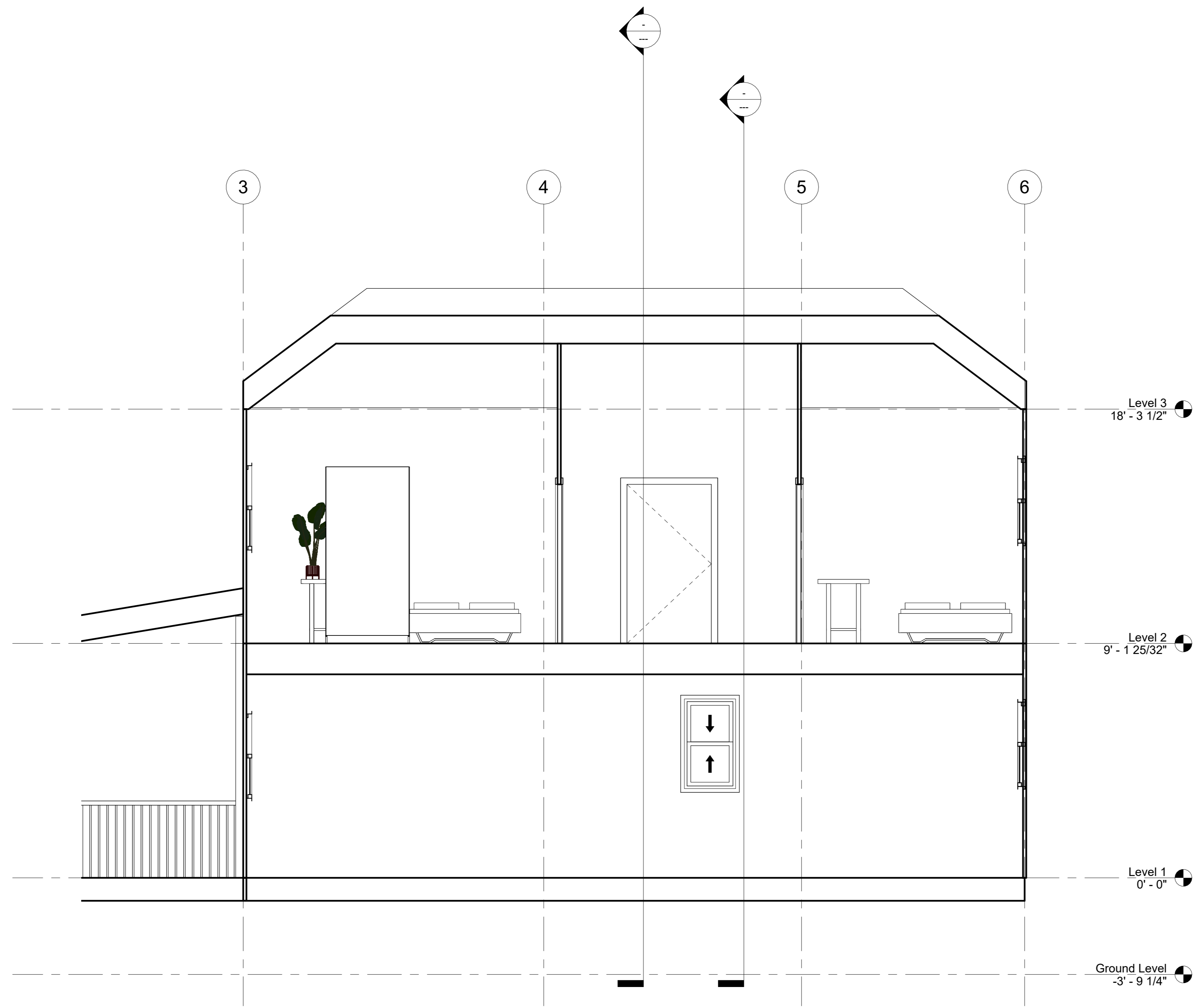
EDUCATIONAL - NOT
FOR CONSTRUCTION

CLINTON INFILL

ADDRESS LINE 1
ADDRESS LINE 2

SHEET NAME
**BUILDING
SECTION 2**

SHEET NO.
B-02



② Section 2
3/8" = 1'-0"

PROJECT:	CEE-4850
DATE:	04/07/2023
DRAWN BY:	SJR Civil Engineering
REVISION:	

THE UNIVERSITY OF IOWA
CIVIL AND ENVIRONMENTAL ENGINEERING
 4105 SEAMANS CENTER FOR THE
 ENGINEERING ARTS AND SCIENCES
 103 S CAPITOL ST
 IOWA CITY, IOWA 52242
 PHONE: 319.335.5647
 FAX: 319.335.5660
 EMAIL: civil-hawks@uiowa.edu



EDUCATIONAL - NOT
FOR CONSTRUCTION

CLINTON INFILL

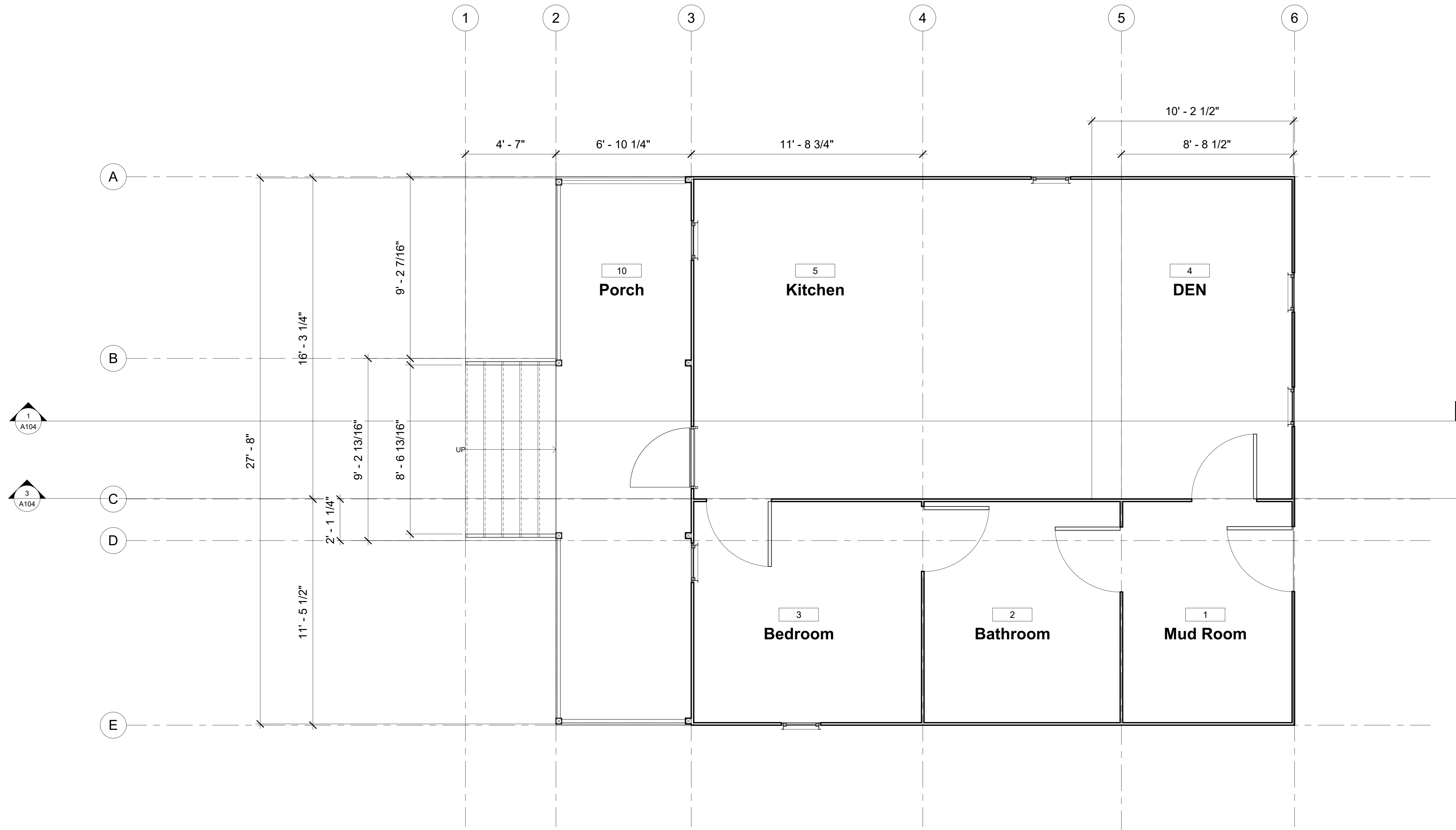
ADDRESS LINE 1
ADDRESS LINE 2

SHEET NAME

**BUILDING
SECTION 2**

SHEET NO.

B-02



PROJECT: CEE-4850
 DATE: 04/07/2023
 DRAWN BY: SJR Civil Engineering
 REVISION:

THE UNIVERSITY OF IOWA
CIVIL AND ENVIRONMENTAL ENGINEERING
 4105 SEAMANS CENTER FOR THE
 ENGINEERING ARTS AND SCIENCES
 103 S CAPITOL ST
 IOWA CITY, IOWA 52242
 PHONE: 319.335.5647
 FAX: 319.335.5660
 EMAIL: civil-hawks@uiowa.edu

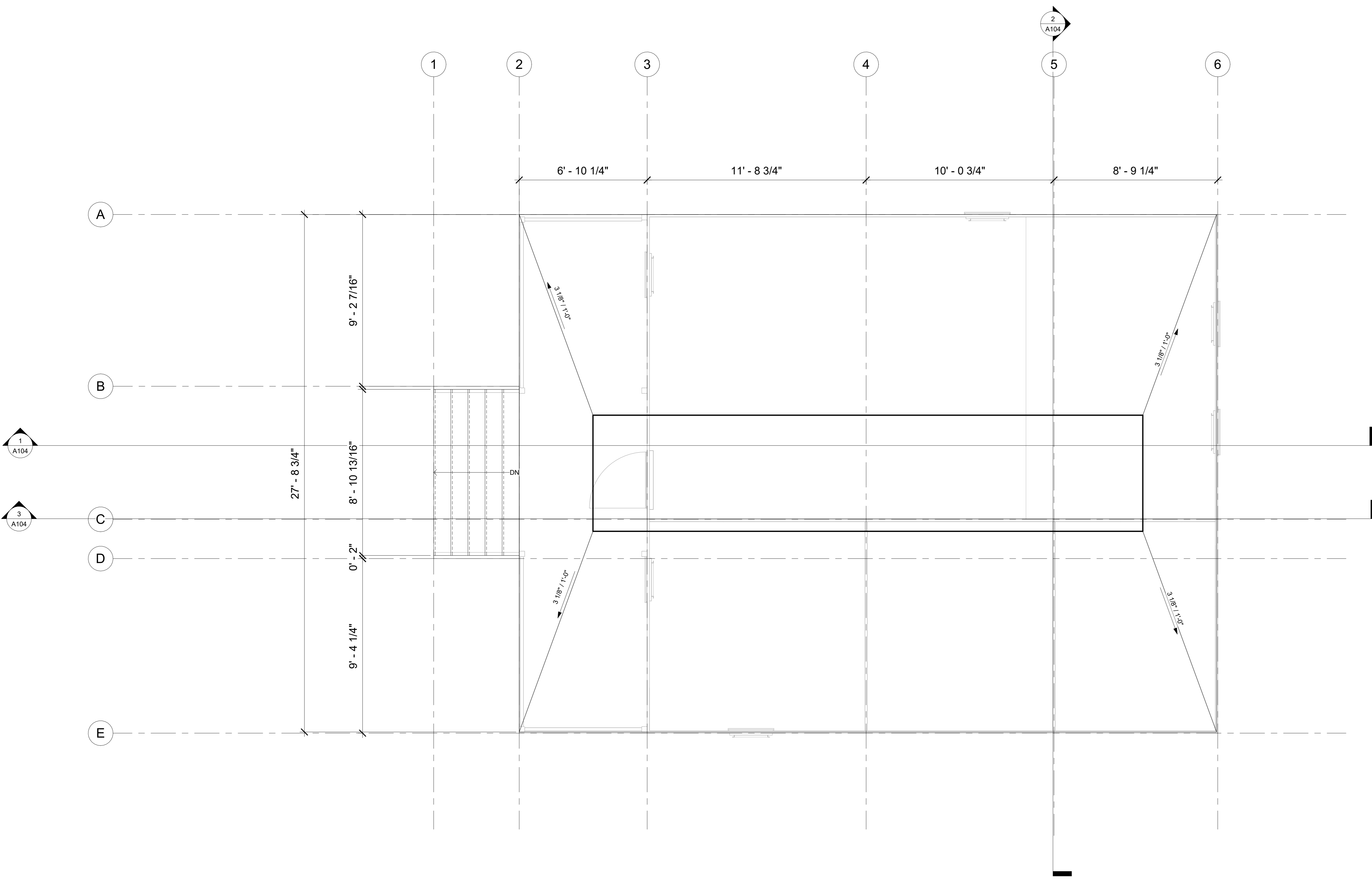


EDUCATIONAL - NOT FOR CONSTRUCTION

CLINTON INFILL
 ADDRESS LINE 1
 ADDRESS LINE 2

SHEET NAME
FLOOR PLAN W/O GARAGE
 SHEET NO.

11



① Level 2
3/8" = 1'-0"

PROJECT:	CEE-4850
DATE:	04/07/2023
DRAWN BY:	SJUR Civil Engineering
REVISION:	

THE UNIVERSITY OF IOWA
CIVIL AND ENVIRONMENTAL ENGINEERING
 4105 SEAMANS CENTER FOR THE
 ENGINEERING ARTS AND SCIENCES
 103 S CAPITOL ST
 IOWA CITY, IOWA 52242
 PHONE: 319.335.5647
 FAX: 319.335.5660
 EMAIL: civil-hawks@uiowa.edu



EDUCATIONAL - NOT
FOR CONSTRUCTION

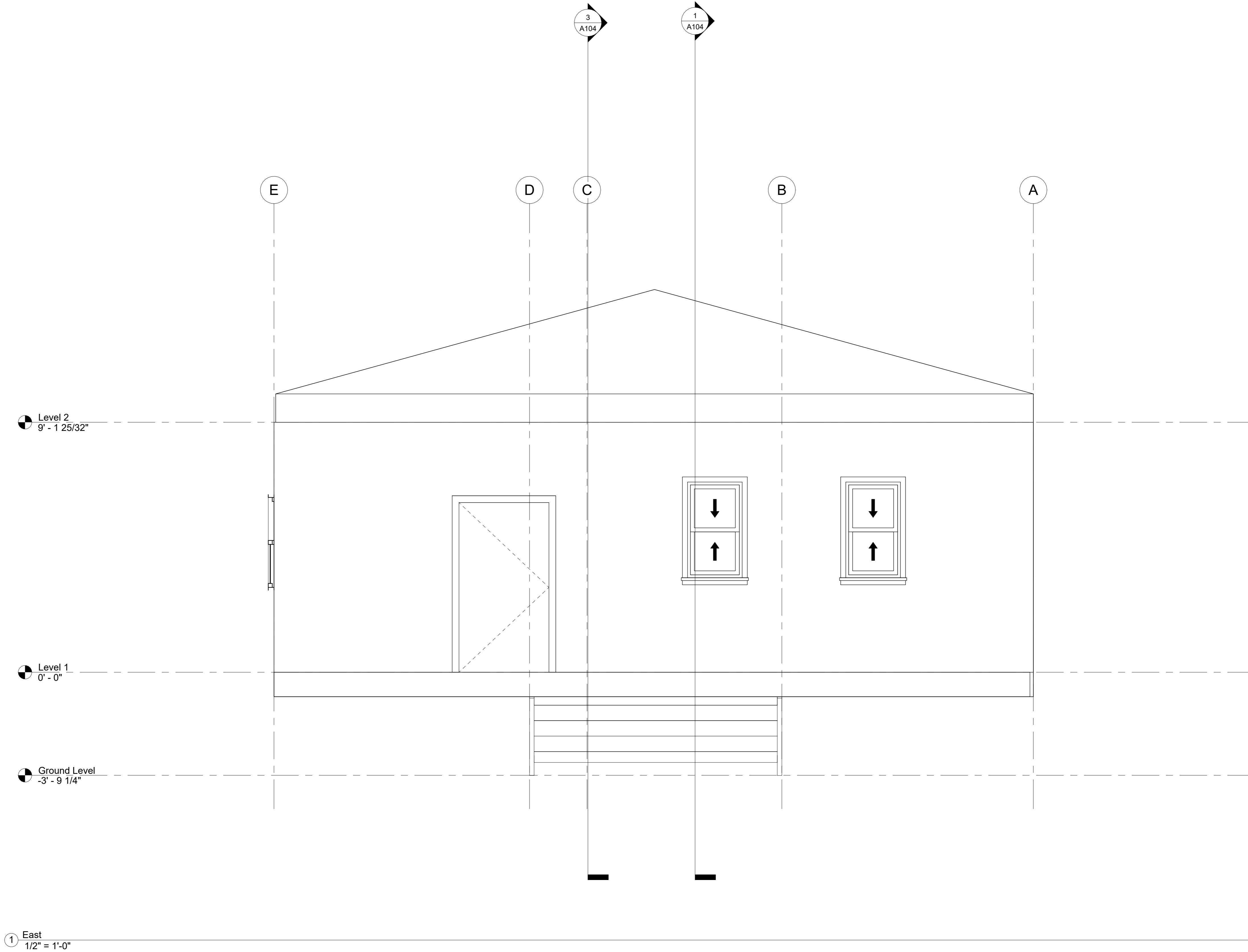
CLINTON INFILL

ADDRESS LINE 1
ADDRESS LINE 2

SHEET NAME
**ROOF PLAN
W/O
GARAGE**

SHEET NO.

12



PROJECT:	CEE-4850
DATE:	04/07/2023
DRAWN BY:	SJR Civil Engineering
REVISION:	

THE UNIVERSITY OF IOWA
CIVIL AND ENVIRONMENTAL ENGINEERING
 4105 SEAMANS CENTER FOR THE
 ENGINEERING ARTS AND SCIENCES
 103 S CAPITOL ST
 IOWA CITY, IOWA 52242
 PHONE: 319.335.5647
 FAX: 319.335.5660
 EMAIL: civil-hawks@uiowa.edu



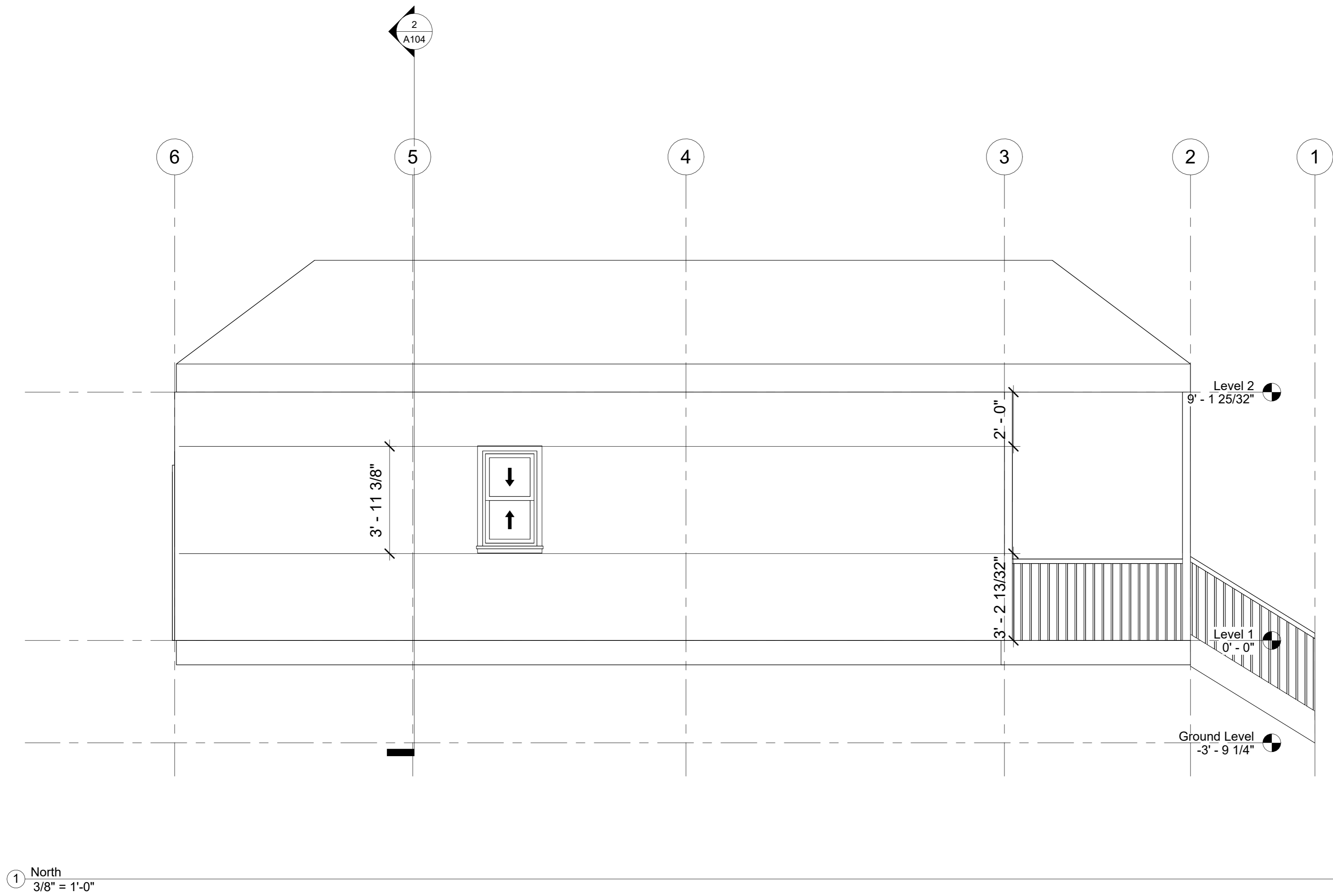
EDUCATIONAL - NOT
FOR CONSTRUCTION

CLINTON INFILL

ADDRESS LINE 1
ADDRESS LINE 2

SHEET NAME
**EAST
ELEVATION
W/O GARAGE**
SHEET NO.

13



PROJECT:	CEE-4850
DATE:	04/07/2023
DRAWN BY:	SJR Civil Engineering
REVISION:	

THE UNIVERSITY OF IOWA
CIVIL AND ENVIRONMENTAL ENGINEERING
 4105 SEAMANS CENTER FOR THE
 ENGINEERING ARTS AND SCIENCES
 103 S CAPITOL ST
 IOWA CITY, IOWA 52242
 PHONE: 319.335.5647
 FAX: 319.335.5660
 EMAIL: civil-hawks@uiowa.edu

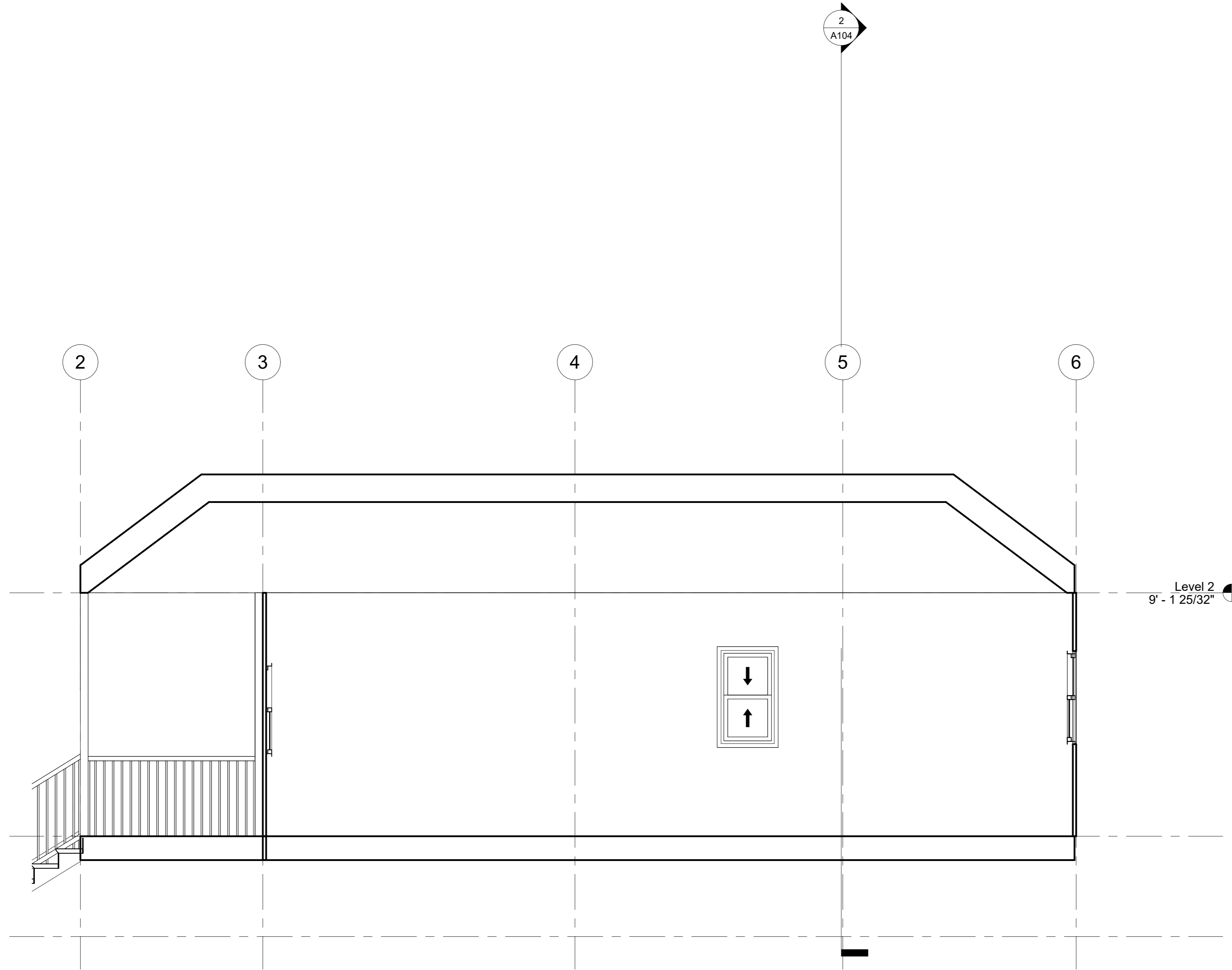


EDUCATIONAL - NOT
FOR CONSTRUCTION

CLINTON INFILL
 ADDRESS LINE 1
 ADDRESS LINE 2

SHEET NAME
**NORTH
 ELEVATION
 W/O GARAGE**
 SHEET NO.

14



① Section 1
3/8" = 1'-0"

PROJECT:	CEE-4850
DATE:	04/07/2023
DRAWN BY:	SJR Civil Engineering
REVISION:	

THE UNIVERSITY OF IOWA
CIVIL AND ENVIRONMENTAL ENGINEERING
 4105 SEAMANS CENTER FOR THE
 ENGINEERING ARTS AND SCIENCES
 103 S CAPITOL ST
 IOWA CITY, IOWA 52242
 PHONE: 319.335.5647
 FAX: 319.335.5660
 EMAIL: civil-hawks@uiowa.edu



EDUCATIONAL - NOT
FOR CONSTRUCTION

CLINTON INFILL

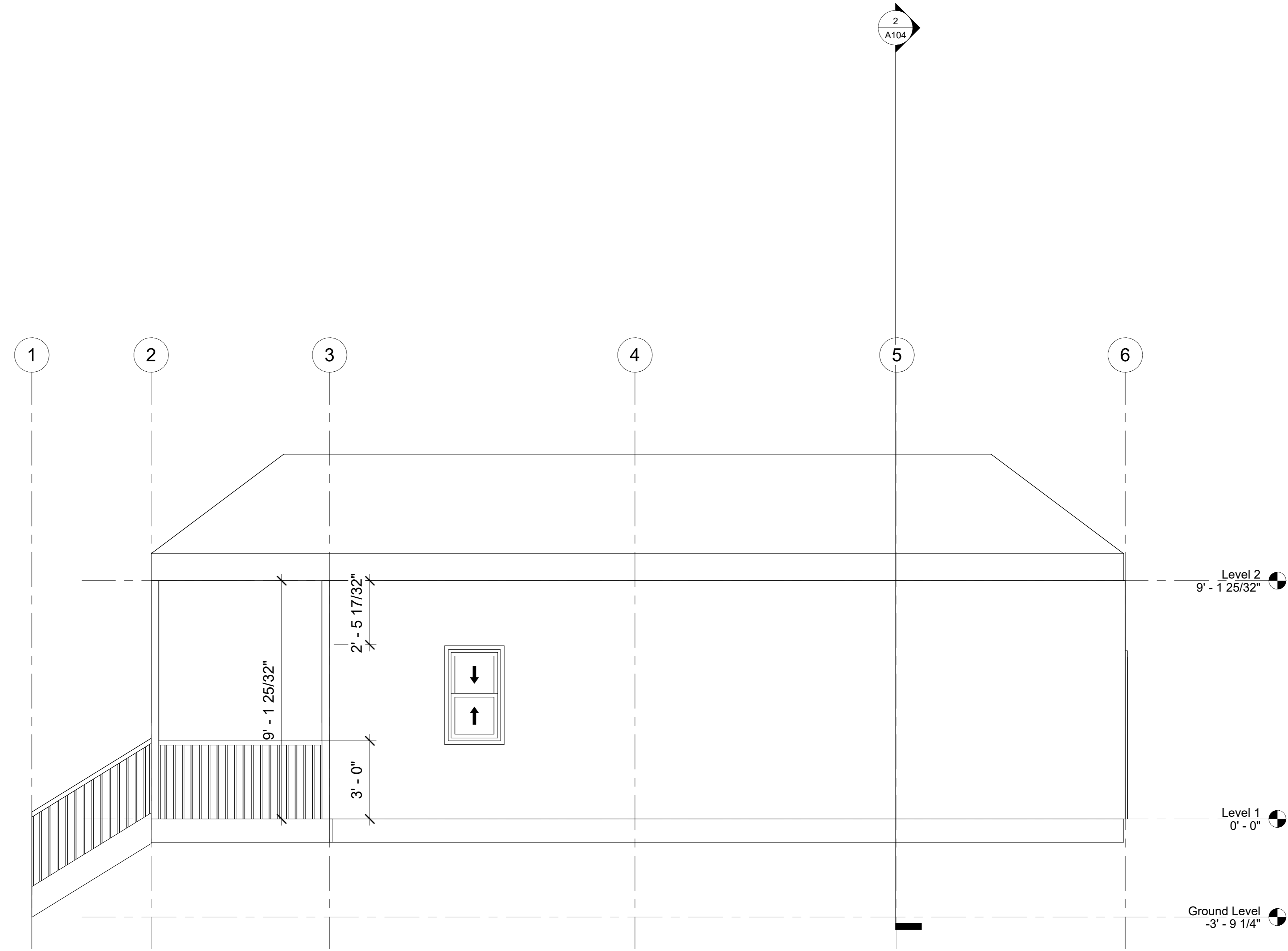
ADDRESS LINE 1
ADDRESS LINE 2

SHEET NAME
SECTION
VIEW W/O
GARAGE

SHEET NO.

C-01

① South
3/8" = 1'-0"



PROJECT:	CEE-4850
DATE:	04/07/2023
DRAWN BY:	SJR Civil Engineering
REVISION:	

THE UNIVERSITY OF IOWA
CIVIL AND ENVIRONMENTAL ENGINEERING
 4105 SEAMANS CENTER FOR THE
 ENGINEERING ARTS AND SCIENCES
 103 S CAPITOL ST
 IOWA CITY, IOWA 52242
 PHONE: 319.335.5647
 FAX: 319.335.5660
 EMAIL: civil-hawks@uiowa.edu

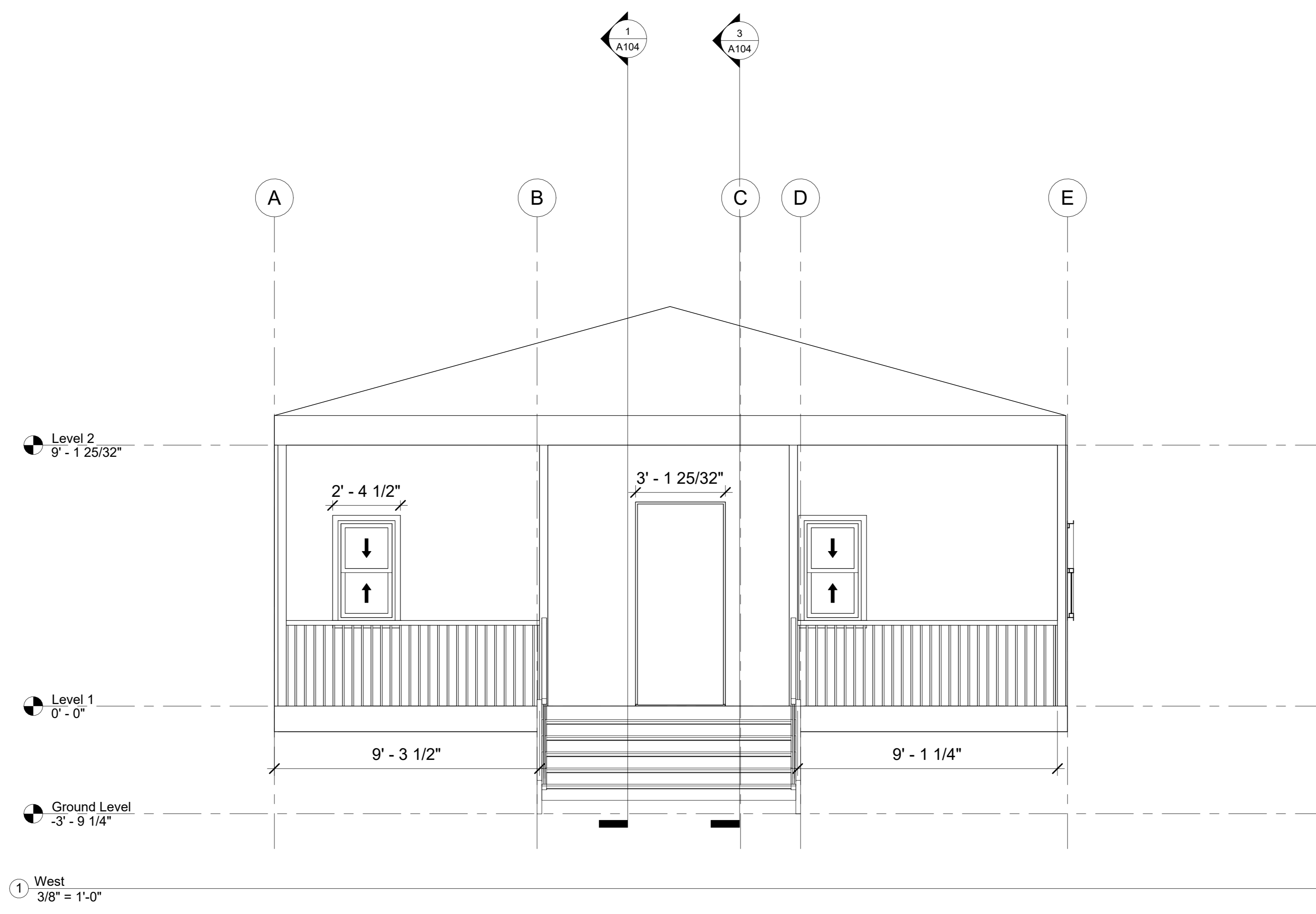


EDUCATIONAL - NOT
FOR CONSTRUCTION

CLINTON INFILL
 ADDRESS LINE 1
 ADDRESS LINE 2

SHEET NAME
**SOUTH
 ELEVATION
 W/O GARAGE**
 SHEET NO.

15



PROJECT:	CEE-4850
DATE:	04/07/2023
DRAWN BY:	SJR Civil Engineering
REVISION:	

THE UNIVERSITY OF IOWA
CIVIL AND ENVIRONMENTAL ENGINEERING
 4105 SEAMANS CENTER FOR THE
 ENGINEERING ARTS AND SCIENCES
 103 S CAPITOL ST
 IOWA CITY, IOWA 52242
 PHONE: 319.335.5647
 FAX: 319.335.5660
 EMAIL: civil-hawks@uiowa.edu

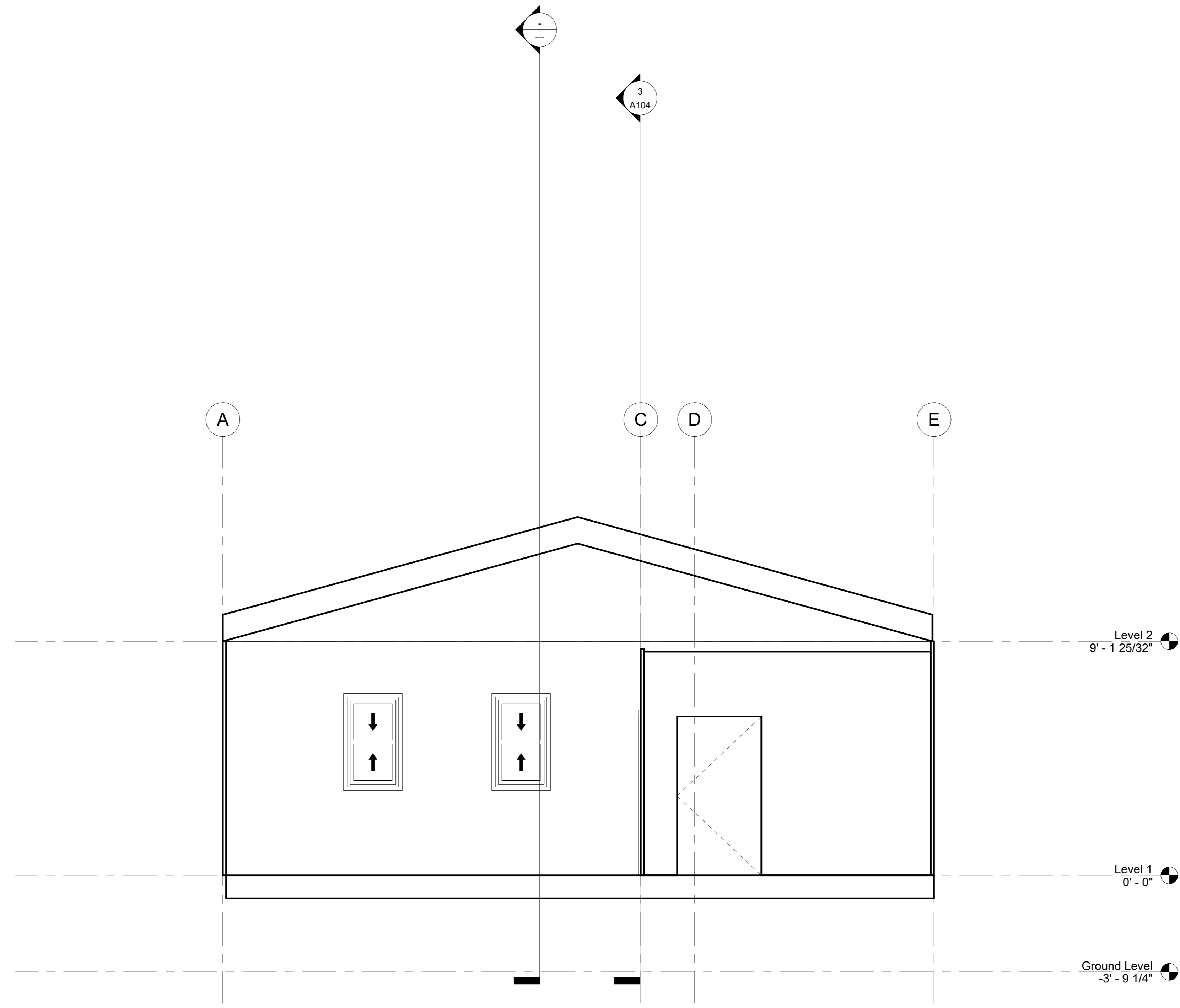


EDUCATIONAL - NOT FOR CONSTRUCTION

CLINTON INFILL
 ADDRESS LINE 1
 ADDRESS LINE 2

SHEET NAME
**WEST
 ELEVATION
 W/O GARAGE**
 SHEET NO.

16



② Section 2
3/8" = 1'-0"

PROJECT:	CEE:4850
DATE :	04/07/2023
DRAWN BY:	SJR Civil Engineering
REVISION:	

THE UNIVERSITY OF IOWA
CIVIL AND ENVIRONMENTAL ENGINEERING
 4105 SEAMANS CENTER FOR THE
 ENGINEERING ARTS AND SCIENCES
 103 S CAPITOL ST
 IOWA CITY, IOWA 52242
 PHONE: 319.335.5647
 FAX: 319.335.5660
 EMAIL: civil-hawks@uiowa.edu



EDUCATIONAL - NOT
FOR CONSTRUCTION

CLINTON INFILL

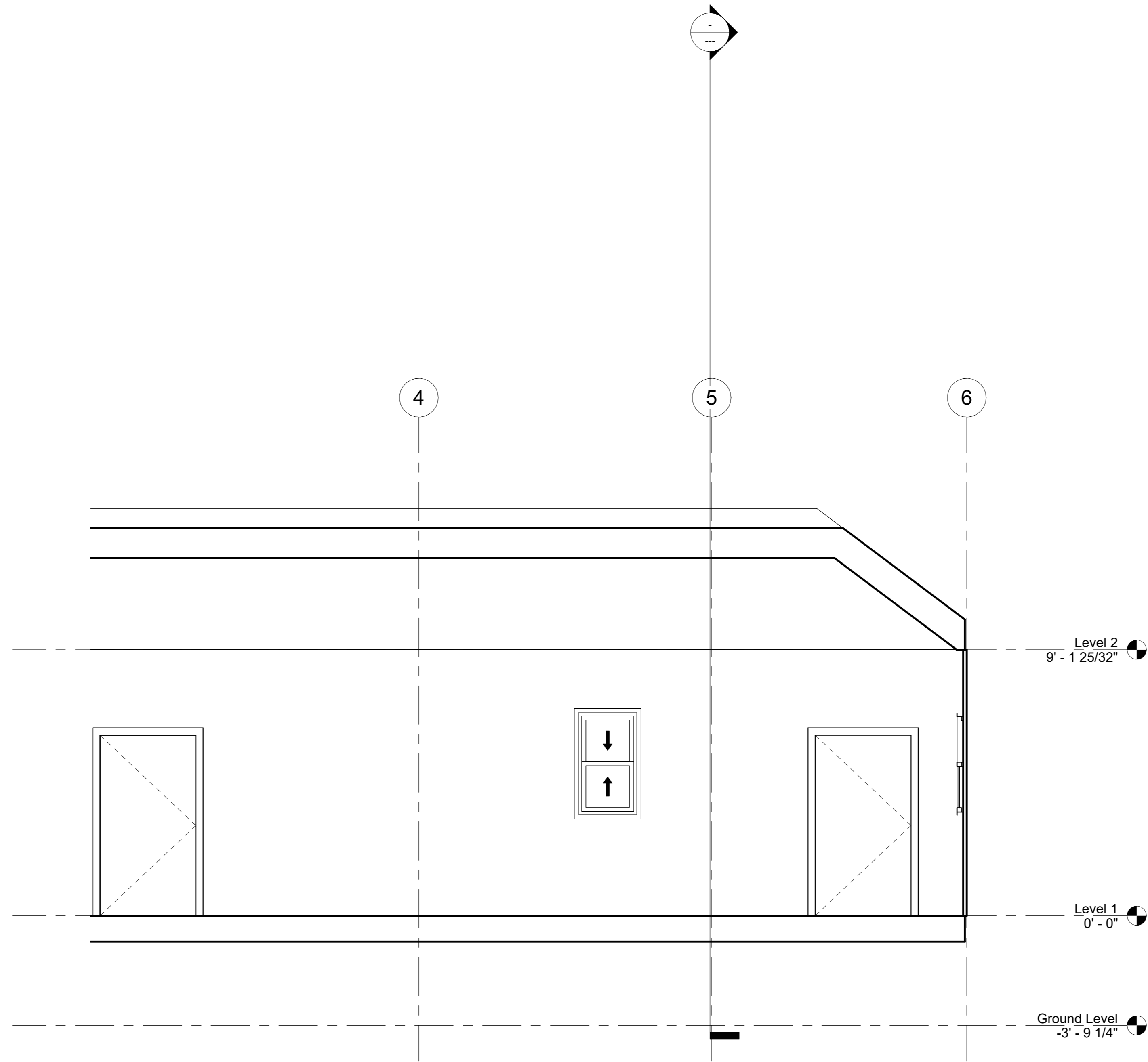
ADDRESS LINE 1
ADDRESS LINE 2

SHEET NAME
**SECTION
VIEW W/O
GARAGE**

SHEET NO.

C-02

③ Section 3
3/8" = 1'-0"



EDUCATIONAL - NOT
FOR CONSTRUCTION

CLINTON INFILL

ADDRESS LINE 1
ADDRESS LINE 2

SHEET NAME
SECTION
VIEW W/O
GARAGE

SHEET NO.

C-03



THE UNIVERSITY OF IOWA
CIVIL AND ENVIRONMENTAL ENGINEERING

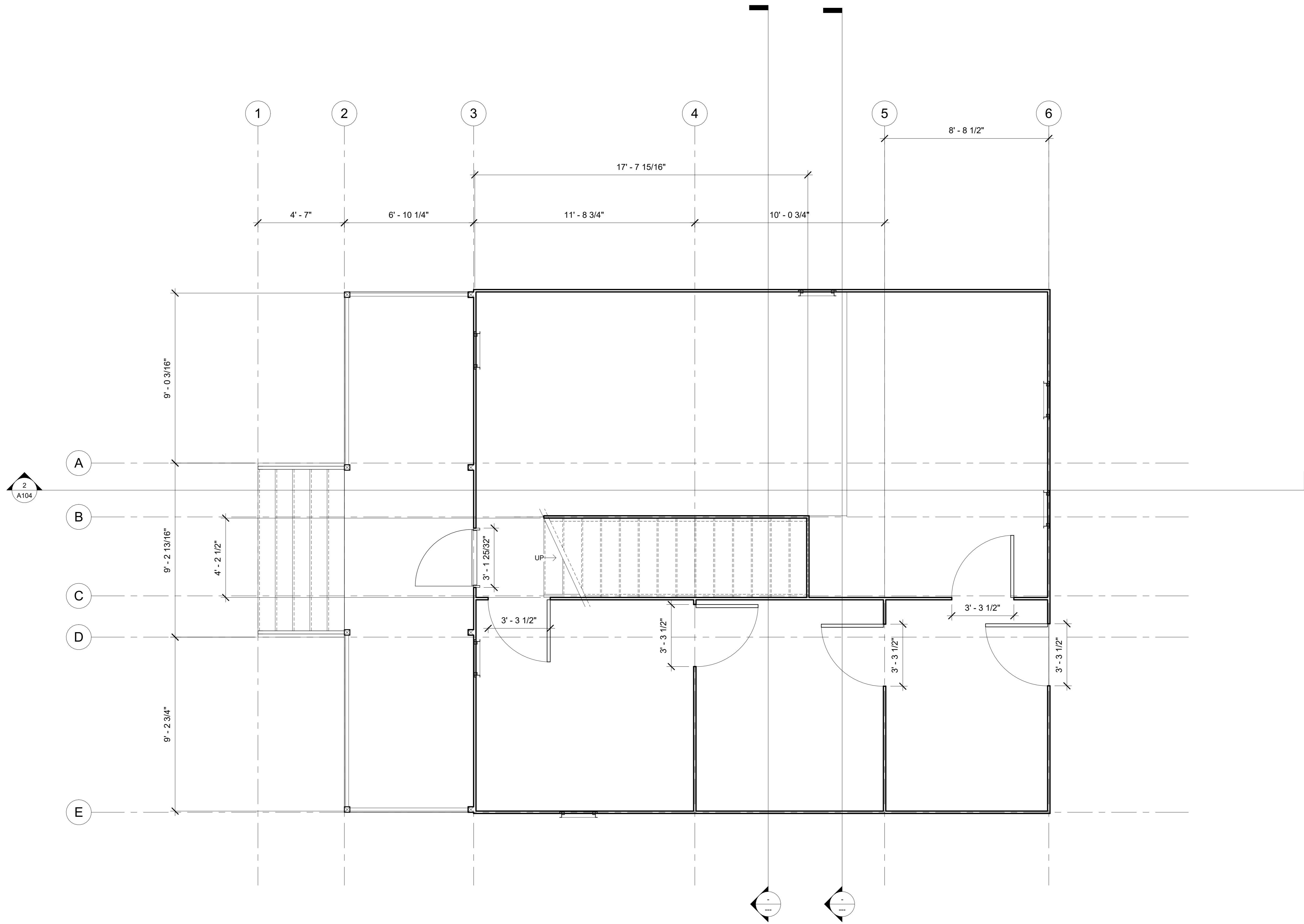
4105 SEAMANS CENTER FOR THE
ENGINEERING ARTS AND SCIENCES
103 S CAPITOL ST
IOWA CITY, IOWA 52242
PHONE: 319.335.5647
FAX: 319.335.5660
EMAIL: civil-hawks@uiowa.edu

PROJECT: CEE-4850

DATE: 04/07/2023

DRAWN BY: SJJR Civil Engineering

REVISION:



PROJECT: CEE-4850
 DATE: 04/07/2023
 DRAWN BY: SJJR Civil Engineering
 REVISION:



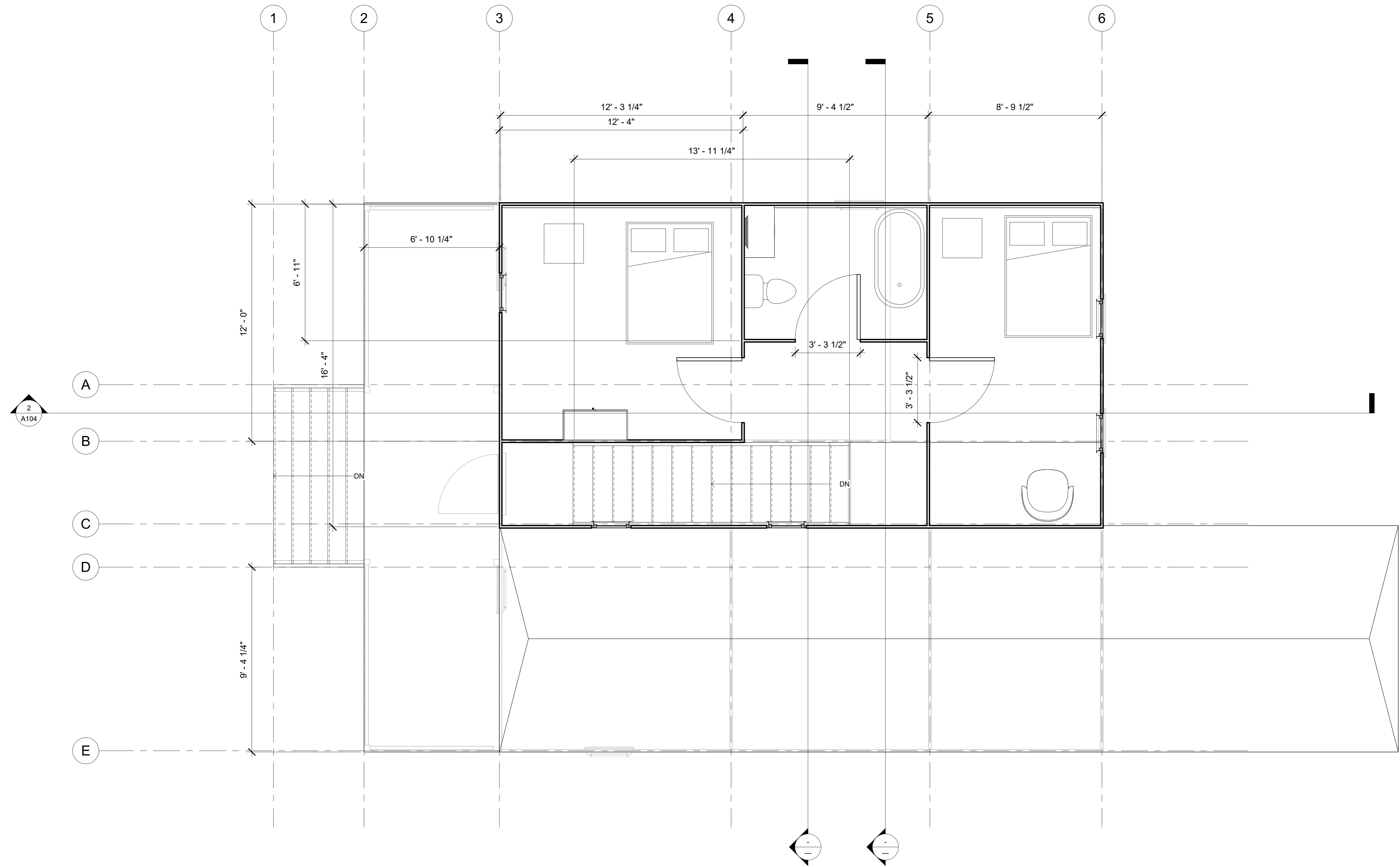
THE UNIVERSITY OF IOWA
CIVIL AND ENVIRONMENTAL ENGINEERING
 4105 SEAMANS CENTER FOR THE
 ENGINEERING ARTS AND SCIENCES
 IOWA CITY, IOWA 52242
 PHONE: 319.335.5647
 FAX: 319.335.5660
 EMAIL: civil-hawks@uiowa.edu

EDUCATIONAL - NOT
 FOR CONSTRUCTION

CLINTON INFILL
 ADDRESS LINE 1
 ADDRESS LINE 2

SHEET NAME
**FIRST FLOOR
 PLAN W/O
 GARAGE**

SHEET NO.
17



1 Level 2
3/8" = 1'-0"

PROJECT:	CEE-4850
DATE:	04/07/2023
DRAWN BY:	SJR Civil Engineering
REVISION:	

THE UNIVERSITY OF IOWA
CIVIL AND ENVIRONMENTAL ENGINEERING
 4105 SEAMANS CENTER FOR THE
 ENGINEERING ARTS AND SCIENCES
 103 S CAPITOL ST
 IOWA CITY, IOWA 52242
 PHONE: 319.335.5647
 FAX: 319.335.5660
 EMAIL: civil-hawks@uiowa.edu

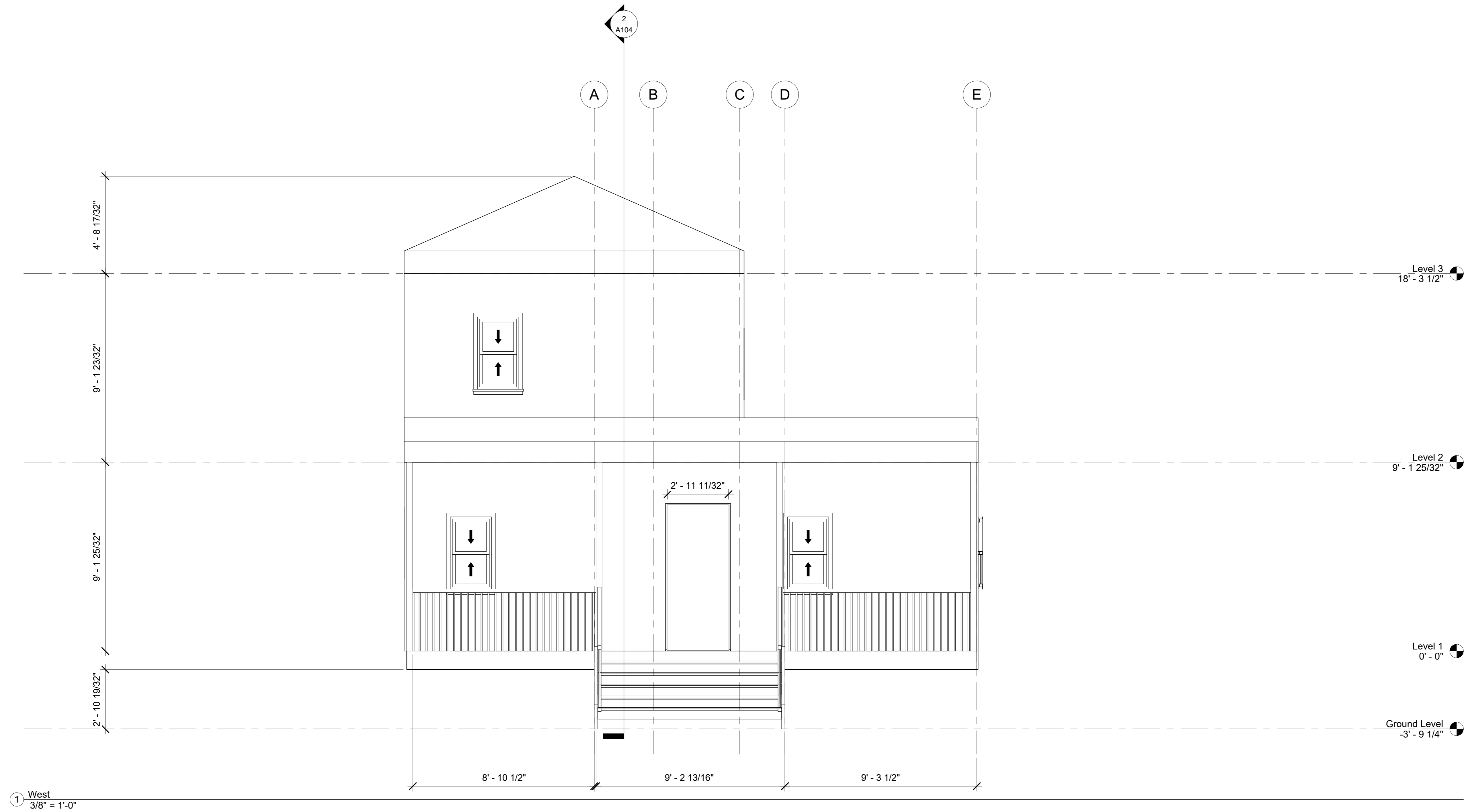


EDUCATIONAL - NOT
FOR CONSTRUCTION

CLINTON INFILL
 ADDRESS LINE 1
 ADDRESS LINE 2

SHEET NAME
**SECOND
 FLOOR PLAN
 W/O GARAGE**

SHEET NO.
18



PROJECT:	CEE-4850
DATE:	04/07/2023
DRAWN BY:	SJR Civil Engineering
REVISION:	

THE UNIVERSITY OF IOWA
CIVIL AND ENVIRONMENTAL ENGINEERING
 4105 SEAMANS CENTER FOR THE
 ENGINEERING ARTS AND SCIENCES
 103 S CAPITOL ST
 IOWA CITY, IOWA 52242
 PHONE: 319.335.5647
 FAX: 319.335.5660
 EMAIL: civil-hawks@uiowa.edu



EDUCATIONAL - NOT FOR CONSTRUCTION

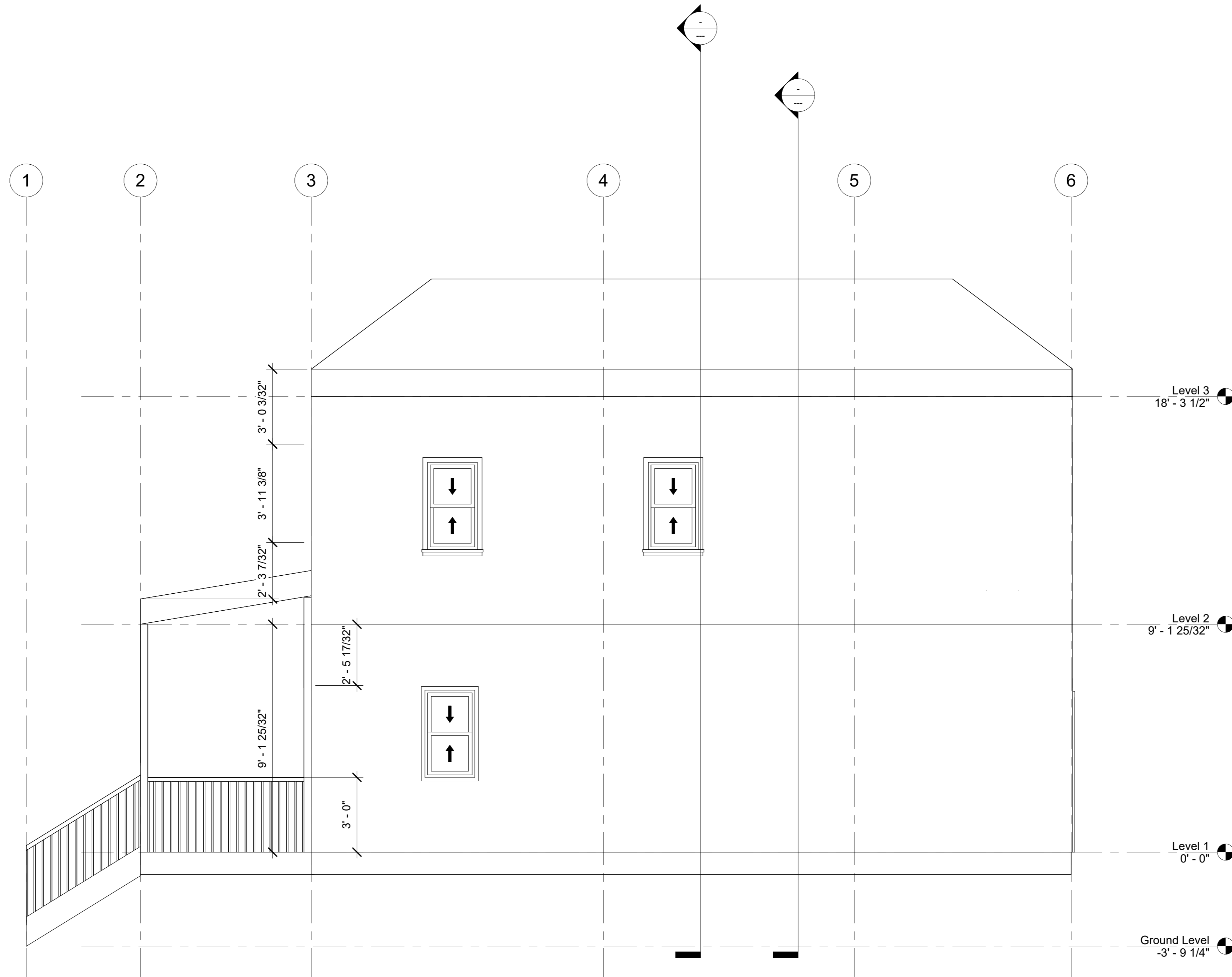
CLINTON INFILL

ADDRESS LINE 1
ADDRESS LINE 2

SHEET NAME
**WEST
 ELEVATION
 W/O GARAGE**

SHEET NO.
19

1 South
3/8" = 1'-0"



CLINTON INFILL

ADDRESS LINE 1
ADDRESS LINE 2

SHEET NAME
**SOUTH
ELEVATION
W/O GARAGE**

SHEET NO.

20



EDUCATIONAL - NOT
FOR CONSTRUCTION

THE UNIVERSITY OF IOWA
CIVIL AND ENVIRONMENTAL ENGINEERING

4105 SEAMANS CENTER FOR THE
ENGINEERING ARTS AND SCIENCES
103 S CAPITOL ST
IOWA CITY, IOWA 52242
PHONE: 319.335.5647
FAX: 319.335.5660
EMAIL: civil-hawks@uiowa.edu

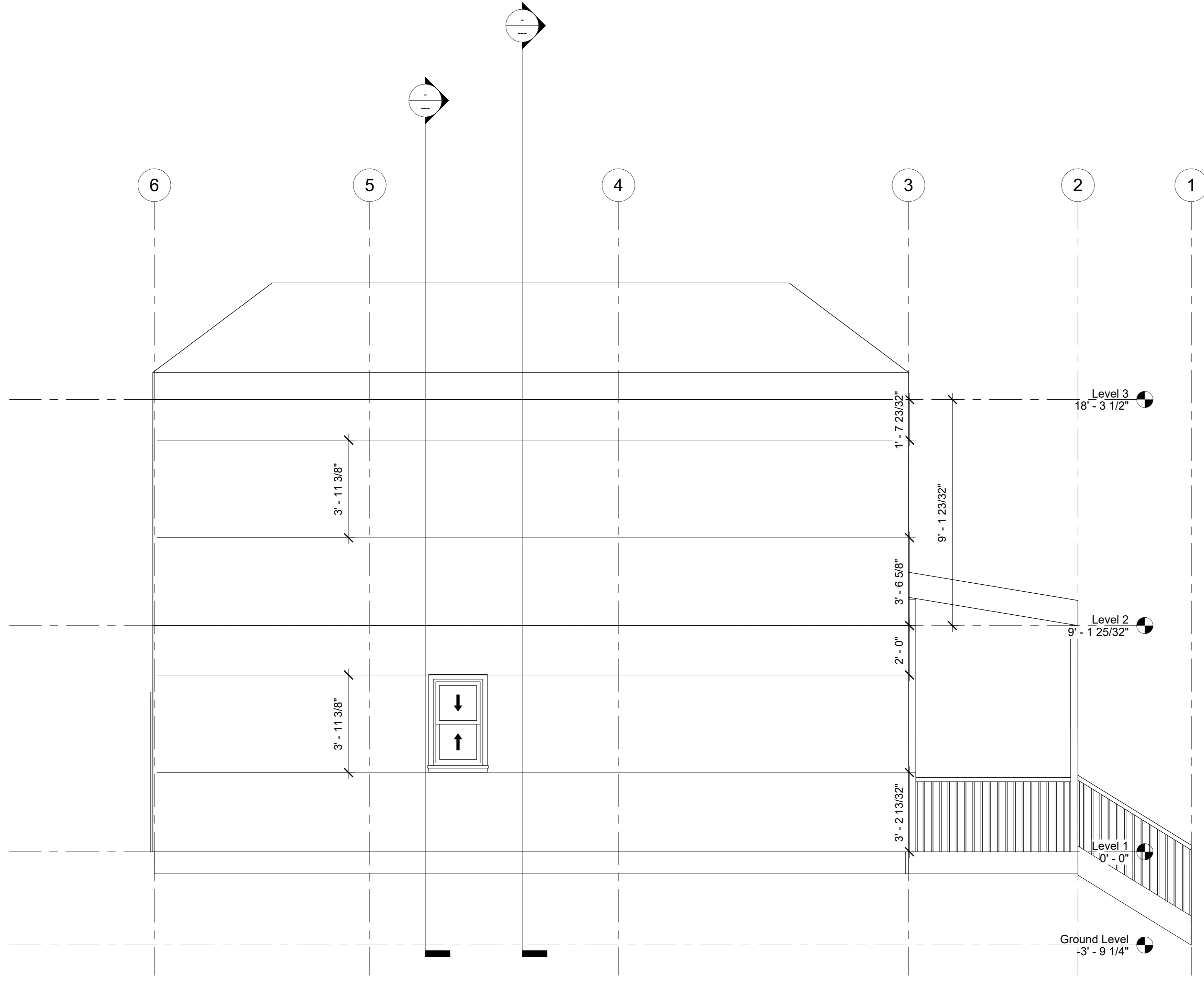
PROJECT: CEE-4850

DATE: 04/07/2023

DRAWN BY: SJUR Civil Engineering

REVISION:

① North
3/8" = 1'-0"



PROJECT:	CEE-4850
DATE:	04/07/2023
DRAWN BY:	SJR Civil Engineering
REVISION:	

THE UNIVERSITY OF IOWA
CIVIL AND ENVIRONMENTAL ENGINEERING
 4105 SEAMANS CENTER FOR THE
 ENGINEERING ARTS AND SCIENCES
 103 S CAPITOL ST
 IOWA CITY, IOWA 52242
 PHONE: 319.335.5647
 FAX: 319.335.5660
 EMAIL: civil-hawks@uiowa.edu



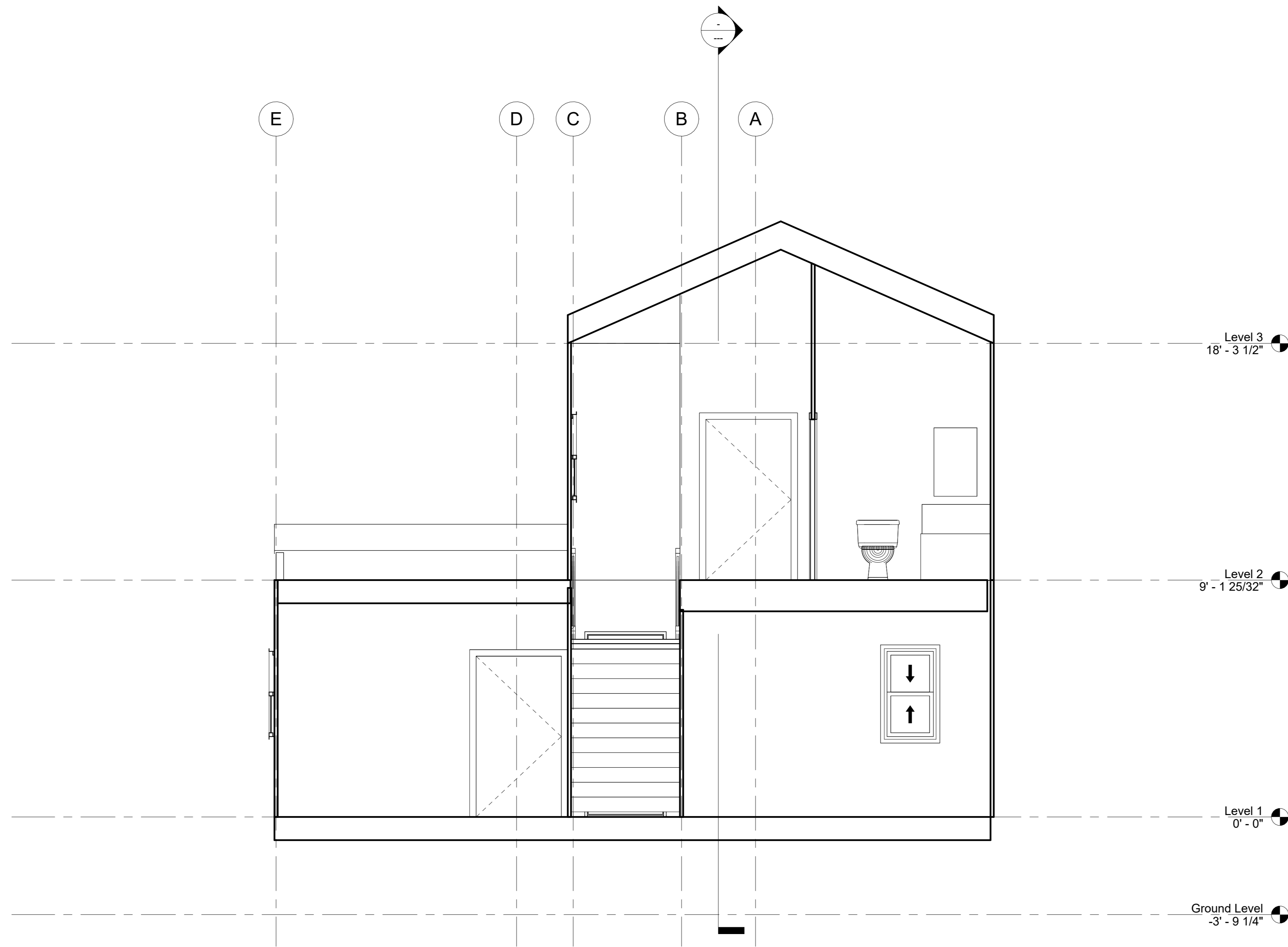
EDUCATIONAL - NOT
FOR CONSTRUCTION

CLINTON INFILL

ADDRESS LINE 1
ADDRESS LINE 2

SHEET NAME
**NORTH
ELEVATION
W/O GARAGE**

SHEET NO.
21



① Section 1
3/8" = 1'-0"

PROJECT:	CEE-4850
DATE:	04/07/2023
DRAWN BY:	SJR Civil Engineering
REVISION:	

THE UNIVERSITY OF IOWA
CIVIL AND ENVIRONMENTAL ENGINEERING
 4105 SEAMANS CENTER FOR THE
 ENGINEERING ARTS AND SCIENCES
 103 S CAPITOL ST
 IOWA CITY, IOWA 52242
 PHONE: 319.335.5647
 FAX: 319.335.5660
 EMAIL: civil-hawks@uiowa.edu



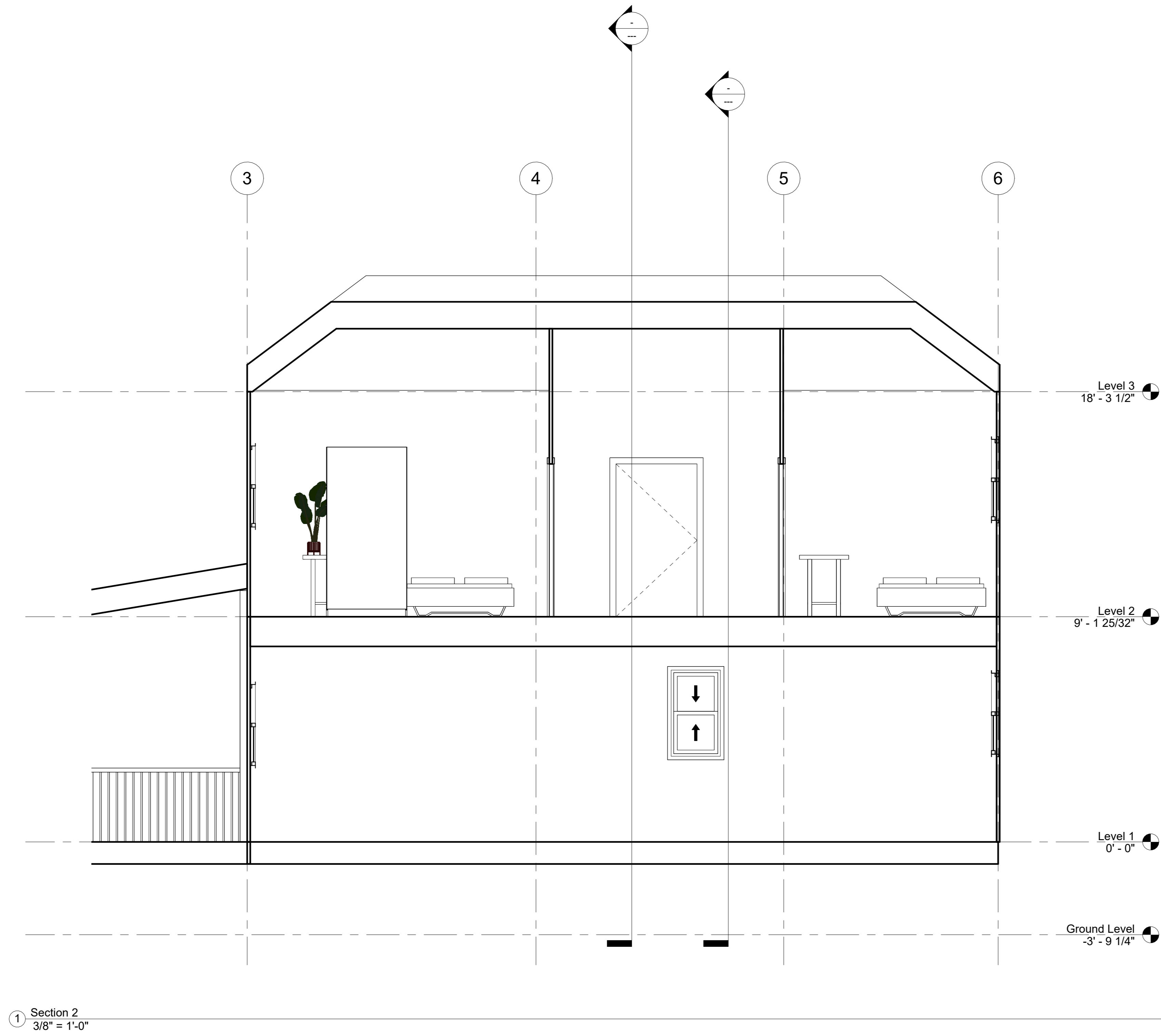
EDUCATIONAL - NOT
FOR CONSTRUCTION

CLINTON INFILL

ADDRESS LINE 1
ADDRESS LINE 2

SHEET NAME
**SECTION
VIEW W/O
GARAGE**

SHEET NO.
D-01



① Section 2
3/8" = 1'-0"

PROJECT:	CEE-4850
DATE:	04/07/2023
DRAWN BY:	SJR Civil Engineering
REVISION:	

THE UNIVERSITY OF IOWA
CIVIL AND ENVIRONMENTAL ENGINEERING
 4105 SEAMANS CENTER FOR THE
 ENGINEERING ARTS AND SCIENCES
 103 S CAPITOL ST
 IOWA CITY, IOWA 52242
 PHONE: 319.335.5647
 FAX: 319.335.5660
 EMAIL: civil-hawks@uiowa.edu



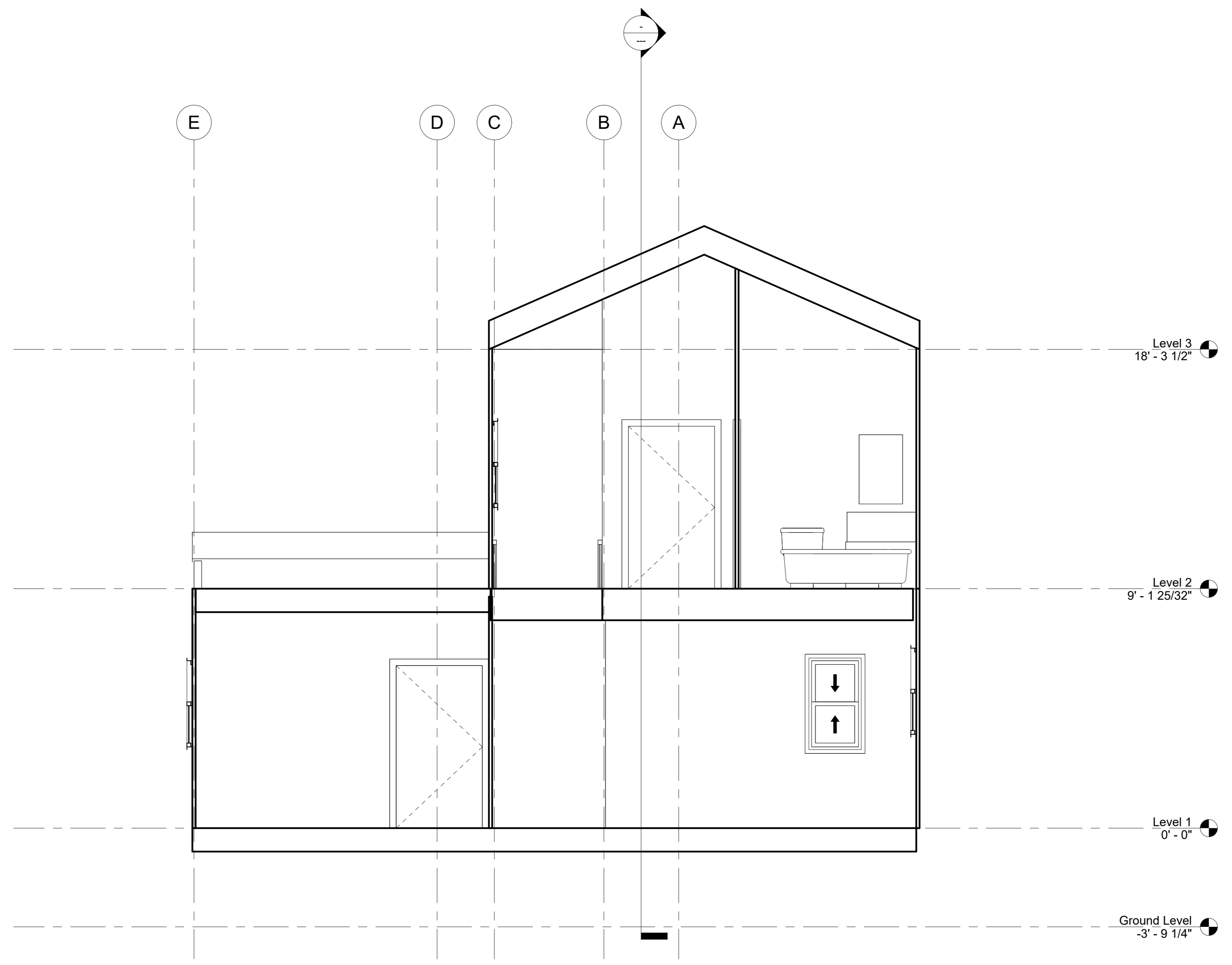
EDUCATIONAL - NOT
FOR CONSTRUCTION

CLINTON INFILL

ADDRESS LINE 1
ADDRESS LINE 2

SHEET NAME
**SECTION
VIEW W/O
GARAGE**

SHEET NO.
D-02



① Section 3
3/8" = 1'-0"

PROJECT:	CEE-4850
DATE:	04/07/2023
DRAWN BY:	SJR Civil Engineering
REVISION:	

THE UNIVERSITY OF IOWA
CIVIL AND ENVIRONMENTAL ENGINEERING
 4105 SEAMANS CENTER FOR THE
 ENGINEERING ARTS AND SCIENCES
 103 S CAPITOL ST
 IOWA CITY, IOWA 52242
 PHONE: 319.335.5647
 FAX: 319.335.5660
 EMAIL: civil-hawks@uiowa.edu

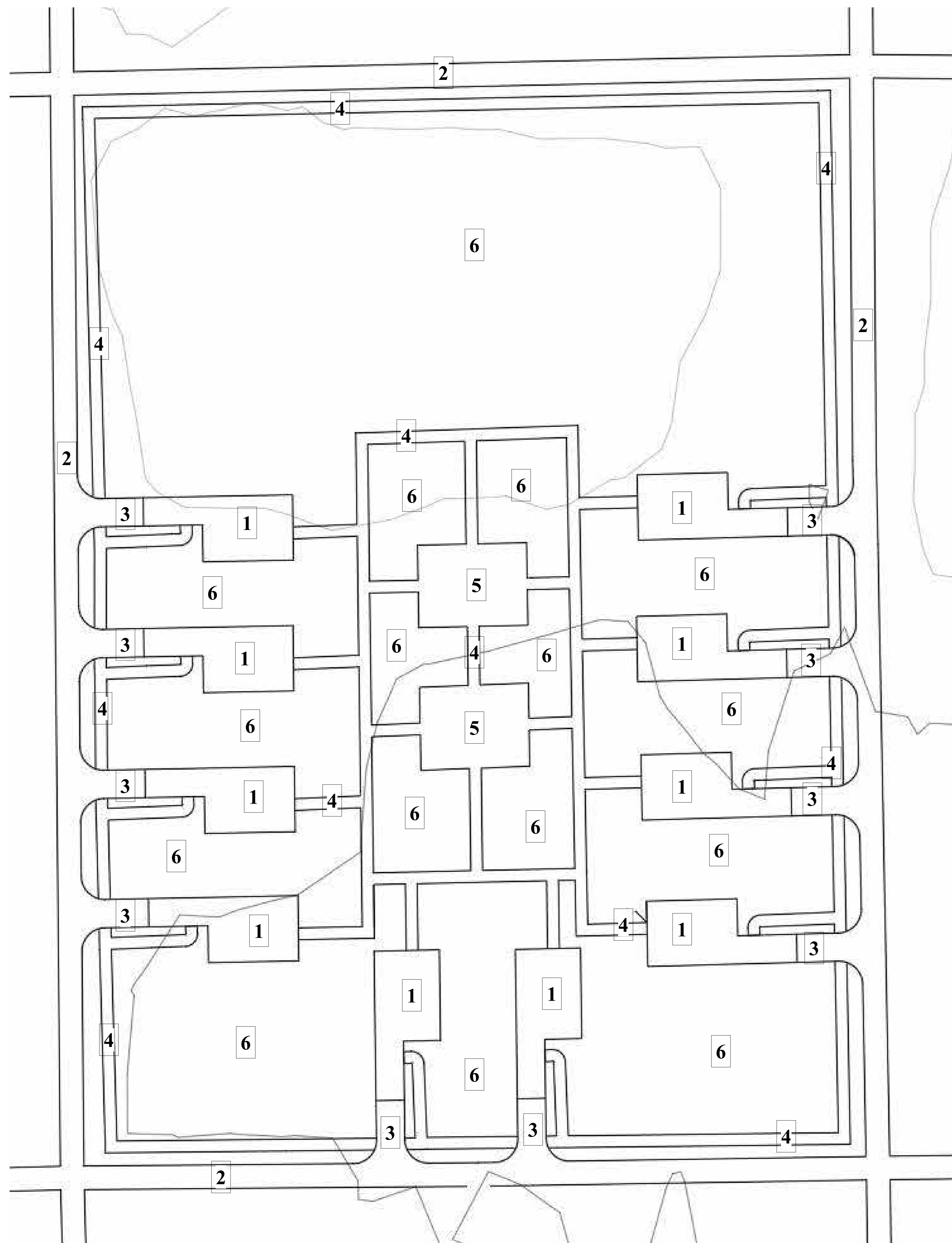


EDUCATIONAL - NOT
FOR CONSTRUCTION

CLINTON INFILL
 ADDRESS LINE 1
 ADDRESS LINE 2

SHEET NAME
**SECTION
 VIEW W/O
 GARAGE**

SHEET NO.
D-03



PROJECT: CEE-4850
 DATE: 4/7/2023
 DRAWN BY: SJR ENGINEERING
 REVISION:

THE UNIVERSITY OF IOWA
 CIVIL AND ENVIRONMENTAL ENGINEERING
 4105 SEAMANS CENTER FOR THE
 ENGINEERING ARTS AND SCIENCES
 103 S CAPITOL ST
 IOWA CITY, IOWA 52242
 PHONE: 319.335.5647
 FAX: 319.335.5660
 EMAIL: civil-hawks@iowa.edu

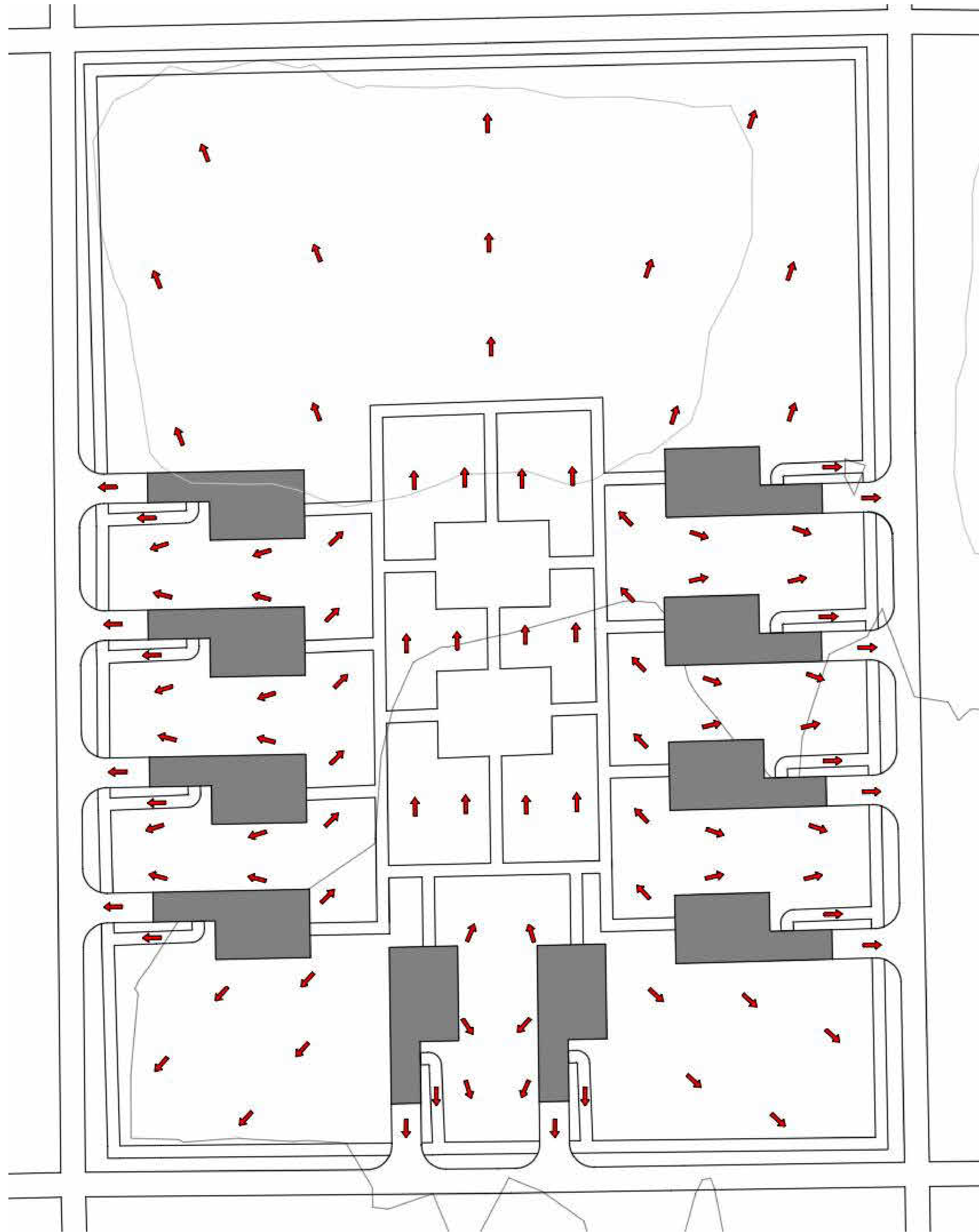


EDUCATIONAL - NOT FOR CONSTRUCTION

Clinton Infill
 Clinton,
 IOWA

SHEET NAME
 SITE DESIGN

SHEET NO.
C101



GRADING NOTES

1. WATER IS TO DRAIN AWAY FROM HOUSE
2. ARROW LEADS IN DIRECTION OF DOWNWARD SLOPE
3. CONVERGING ARROWS REPRESENT LOW SPOT
4. CONVERGING ARROWS MUST HAVE STORMWATER DRAIN

PROJECT:	CEE-4850
DATE:	4/7/2023
DRAWN BY:	SJR ENGINEERING
REVISION:	

THE UNIVERSITY OF IOWA
 CIVIL AND ENVIRONMENTAL ENGINEERING
 4105 SEAMANS CENTER FOR THE
 ENGINEERING ARTS AND SCIENCES
 103 S CAPITOL ST
 IOWA CITY, IOWA 52242
 PHONE: 319.335.5647
 FAX: 319.335.5660
 EMAIL: civil-hawks@iowa.edu



EDUCATIONAL - NOT FOR CONSTRUCTION

Clinton Infill

Clinton,
IOWA

SHEET NAME
GRADING PLAN

SHEET NO.
C102



NOTES:

1. NEIGHBORHOOD SITE SHOWN IS HAWTHORNE PARK. DESIGN IS FLEXIBLE TO BE IMPLEMENTED ON OTHER LOTS.
2. HOUSING PLAN SHOWN IS 2-STORY WITH GARAGE. DESIGN ALLOWS FOR MIXTURE OF HOUSING PLANS AND IS NOT CONFINED TO STYLE SHOWN.

PROJECT: CEE-4850
 DATE: 4/7/2023
 DRAWN BY: SJR ENGINEERING
 REVISION:

THE UNIVERSITY OF IOWA
CIVIL AND ENVIRONMENTAL ENGINEERING
 4105 SEAMANS CENTER FOR THE
 ENGINEERING ARTS AND SCIENCES
 103 S CAPITOL ST
 IOWA CITY, IOWA 52242
 PHONE: 319.335.5647
 FAX: 319.335.5660
 EMAIL: civil-hawks@iowa.edu

EDUCATIONAL - NOT FOR CONSTRUCTION

Clinton Infill
 Clinton,
 IOWA

SHEET NAME
 FULL
 NEIGHBORHOOD
 RENDERING

SHEET NO.
N101



NOTES:

1. NEIGHBORHOOD SITE SHOWN IS HAWTHORNE PARK. DESIGN IS FLEXIBLE TO BE IMPLEMENTED ON OTHER LOTS.
2. HOUSING PLAN SHOWN IS 2-STORY WITH GARAGE. DESIGN ALLOWS FOR MIXTURE OF HOUSING PLANS AND IS NOT CONFINED TO STYLE SHOWN.

PROJECT: CEE-4850
 DATE: 4/7/2023
 DRAWN BY: SJR ENGINEERING
 REVISION:

THE UNIVERSITY OF IOWA
CIVIL AND ENVIRONMENTAL ENGINEERING
 4105 SEAMANS CENTER FOR THE
 ENGINEERING ARTS AND SCIENCES
 103 S CAPITOL ST
 IOWA CITY, IOWA 52242
 PHONE: 319.335.5647
 FAX: 319.335.5660
 EMAIL: civil-hawks@uiowa.edu

EDUCATIONAL - NOT FOR CONSTRUCTION

Clinton Infill

Clinton,
IOWA

SHEET NAME
 NEIGHBORHOOD
 DETAILS

SHEET NO.
N102

Low Cost Pocket Neighborhood Project	Cost (USD)
Housing (10 One-Story Houses Without Garage or Basement)	\$1,695,000
Path (5440 SF)	\$23,555
Patio (2 x 975 SF)	\$8,444
Landscaping	\$25,000
Total Estimated Cost	\$1,752,000

Low Cost 1-Story Housing Option (840 SF)	Cost (USD)
Base	\$122,117
Modifications: Open Porch	\$9,320
Site Work	\$9,633
Contingency + Admin Cost	20%
Total Estimated Cost	\$169,500

Low Cost 2-Story Housing Option (1300 SF)	Cost (USD)
Base	\$170,664
Modifications: Open Porch	\$9,320
Site Work	\$10,440
Contingency + Admin Cost	20%
Total Estimated Cost	\$228,500

NOTES:

1. COST ESTIMATES BASED ON SQUARE FOOT COSTS FOR RSMEANS DATA FROM 2018.
2. RESEARCH-BASED INFLATION FACTOR = 1.19.

PROJECT: CEE-4850
DATE: 4/7/2023
DRAWN BY: SJR ENGINEERING
REVISION:

THE UNIVERSITY OF IOWA
CIVIL AND ENVIRONMENTAL ENGINEERING
4105 SEAMANS CENTER FOR THE
ENGINEERING ARTS AND SCIENCES
103 S CAPITOL ST
IOWA CITY, IOWA 52242
PHONE: 319.335.5647
FAX: 319.335.5660
EMAIL: civil-haws@iowa.edu



EDUCATIONAL - NOT FOR CONSTRUCTION

Clinton Infill
Clinton,
IOWA

SHEET NAME
LOW COST ESTIMATIONS

SHEET NO.
CE101

Middle Cost Pocket Neighborhood Project	Cost (USD)
Housing (5 One-Story & 5 Two-Story with Basements)	\$2,140,000
Path (5440 SF)	\$23,555
Patio (2 x 975 SF)	\$8,444
Landscaping	\$25,000
Total Estimated Cost	\$2,197,000

Middle Cost 1-Story Housing Option (840 SF)	Cost (USD)
Base	\$122,117
Modifications: Open Porch + Basement	\$22,214
Site Work	\$10,277
Contingency + Admin Cost	20%
Total Estimated Cost	\$185,500

Middle Cost 2-Story Housing Option (1300 SF)	Cost (USD)
Base	\$170,664
Modifications: Open Porch + Basement	\$20,347
Site Work	\$10,892
Contingency + Admin Cost	20%
Total Estimated Cost	\$242,500

NOTES:

1. COST ESTIMATES BASED ON SQUARE FOOT COSTS FOR RSMEANS DATA FROM 2018.
2. RESEARCH-BASED INFLATION FACTOR = 1.19.

PROJECT: CEE-4850
DATE: 4/7/2023
DRAWN BY: SJR ENGINEERING
REVISION:

THE UNIVERSITY OF IOWA
CIVIL AND ENVIRONMENTAL ENGINEERING
4105 SEAMANS CENTER FOR THE
ENGINEERING ARTS AND SCIENCES
103 S CAPITOL ST
IOWA CITY, IOWA 52242
PHONE: 319.335.5647
FAX: 319.335.5660
EMAIL: civil-haws@iowa.edu

EDUCATIONAL - NOT FOR CONSTRUCTION

Clinton Infill
Clinton,
IOWA

SHEET NAME
MIDDLE COST ESTIMATIONS

SHEET NO.
CE102

High Cost Pocket Neighborhood Project	Cost (USD)
Housing (10 Two-Story Houses with Garage & Basement)	\$2,630,000
Path (5440 SF)	\$23,555
Patio (2 x 975 SF)	\$8,444
Landscaping	\$25,000
Total Estimated Cost	\$2,687,000

High Cost 1-Story Housing Option (840 SF)	Cost (USD)
Base	\$122,117
Modifications: Open Porch + Basement + Garage	\$38,701
Site Work	\$11,102
Contingency + Admin Cost	20%
Total Estimated Cost	\$206,500

High Cost 2-Story Housing Option (1300 SF)	Cost (USD)
Base	\$170,664
Modifications: Open Porch + Basement + Garage	\$36,833
Site Work	\$11,568
Contingency + Admin Cost	20%
Total Estimated Cost	\$263,000

NOTES:

1. COST ESTIMATES BASED ON SQUARE FOOT COSTS FOR RSMEANS DATA FROM 2018.
2. RESEARCH-BASED INFLATION FACTOR = 1.19.

PROJECT: CEE-4850
DATE: 4/7/2023
DRAWN BY: SJR ENGINEERING
REVISION:

THE UNIVERSITY OF IOWA
CIVIL AND ENVIRONMENTAL ENGINEERING
4105 SEAMANS CENTER FOR THE
ENGINEERING ARTS AND SCIENCES
103 S CAPITOL ST
IOWA CITY, IOWA 52242
PHONE: 319.335.5647
FAX: 319.335.5660
EMAIL: civil-haws@iowa.edu

EDUCATIONAL - NOT
FOR CONSTRUCTION

Clinton Infill
Clinton,
IOWA

SHEET NAME
HIGH COST
ESTIMATIONS

SHEET NO.
CE103

Low Cost Pocket Neighborhood Project	Cost (USD)
Housing (10 One-Story Houses Without Garage or Basement)	\$1,695,000
Path (5440 SF)	\$23,555
Patio (2 x 975 SF)	\$8,444
Landscaping	\$25,000
Total Estimated Cost	\$1,752,000

Middle Cost Pocket Neighborhood Project	Cost (USD)
Housing (5 One-Story & 5 Two-Story with Basements)	\$2,140,000
Path (5440 SF)	\$23,555
Patio (2 x 975 SF)	\$8,444
Landscaping	\$25,000
Total Estimated Cost	\$2,197,000

High Cost Pocket Neighborhood Project	Cost (USD)
Housing (10 Two-Story Houses with Garage & Basement)	\$2,630,000
Path (5440 SF)	\$23,555
Patio (2 x 975 SF)	\$8,444
Landscaping	\$25,000
Total Estimated Cost	\$2,687,000

NOTES:

1. COST ESTIMATES BASED ON SQUARE FOOT COSTS FOR RSMEANS DATA FROM 2018.
2. RESEARCH-BASED INFLATION FACTOR = 1.19.

PROJECT: CEE-4850
DATE: 4/7/2023
DRAWN BY: SJR ENGINEERING
REVISION:

THE UNIVERSITY OF IOWA
CIVIL AND ENVIRONMENTAL ENGINEERING
4105 SEAMANS CENTER FOR THE
ENGINEERING ARTS AND SCIENCES
103 S CAPITOL ST
IOWA CITY, IOWA 52242
PHONE: 319.335.5647
FAX: 319.335.5660
EMAIL: civil-haws@iowa.edu

EDUCATIONAL - NOT FOR CONSTRUCTION

Clinton Infill
Clinton,
IOWA

SHEET NAME
NEIGHBORHOOD COST ESTIMATIONS

SHEET NO.
CE104

Low Cost 1-Story Housing Option (840 SF)	Cost (USD)
Base	\$122,117
Modifications: Open Porch	\$9,320
Site Work	\$9,633
Contingency + Admin Cost	20%
Total Estimated Cost	\$169,500

Middle Cost 1-Story Housing Option (840 SF)	Cost (USD)
Base	\$122,117
Modifications: Open Porch + Basement	\$22,214
Site Work	\$10,277
Contingency + Admin Cost	20%
Total Estimated Cost	\$185,500

High Cost 1-Story Housing Option (840 SF)	Cost (USD)
Base	\$122,117
Modifications: Open Porch + Basement + Garage	\$38,701
Site Work	\$11,102
Contingency + Admin Cost	20%
Total Estimated Cost	\$206,500

NOTES:

1. COST ESTIMATES BASED ON SQUARE FOOT COSTS FOR RSMEANS DATA FROM 2018.
2. RESEARCH-BASED INFLATION FACTOR = 1.19.

PROJECT: CEE-4850
DATE: 4/7/2023
DRAWN BY: SJR ENGINEERING
REVISION:

THE UNIVERSITY OF IOWA
CIVIL AND ENVIRONMENTAL ENGINEERING
4105 SEAMANS CENTER FOR THE
ENGINEERING ARTS AND SCIENCES
103 S CAPITOL ST
IOWA CITY, IOWA 52242
PHONE: 319.335.5647
FAX: 319.335.5660
EMAIL: civil-haws@iowa.edu

EDUCATIONAL - NOT FOR CONSTRUCTION

Clinton Infill
Clinton,
IOWA

SHEET NAME
SINGLE-STORY COST ESTIMATIONS

SHEET NO.
CE105

Low Cost 2-Story Housing Option (1300 SF)	Cost (USD)
Base	\$170,664
Modifications: Open Porch	\$9,320
Site Work	\$10,440
Contingency + Admin Cost	20%
Total Estimated Cost	\$228,500

Middle Cost 2-Story Housing Option (1300 SF)	Cost (USD)
Base	\$170,664
Modifications: Open Porch + Basement	\$20,347
Site Work	\$10,892
Contingency + Admin Cost	20%
Total Estimated Cost	\$242,500

High Cost 2-Story Housing Option (1300 SF)	Cost (USD)
Base	\$170,664
Modifications: Open Porch + Basement + Garage	\$36,833
Site Work	\$11,568
Contingency + Admin Cost	20%
Total Estimated Cost	\$263,000

NOTES:

1. COST ESTIMATES BASED ON SQUARE FOOT COSTS FOR RSMEANS DATA FROM 2018.
2. RESEARCH-BASED INFLATION FACTOR = 1.19.

PROJECT: CEE-4850
DATE: 4/7/2023
DRAWN BY: SJR ENGINEERING
REVISION:

THE UNIVERSITY OF IOWA
CIVIL AND ENVIRONMENTAL ENGINEERING
4105 SEAMANS CENTER FOR THE
ENGINEERING ARTS AND SCIENCES
103 S CAPITOL ST
IOWA CITY, IOWA 52242
PHONE: 319.335.5647
FAX: 319.335.5660
EMAIL: civil-haws@iowa.edu

EDUCATIONAL - NOT FOR CONSTRUCTION

Clinton Infill
Clinton,
IOWA

SHEET NAME
TWO-STORY
COST ESTIMATIONS

SHEET NO.
CE106